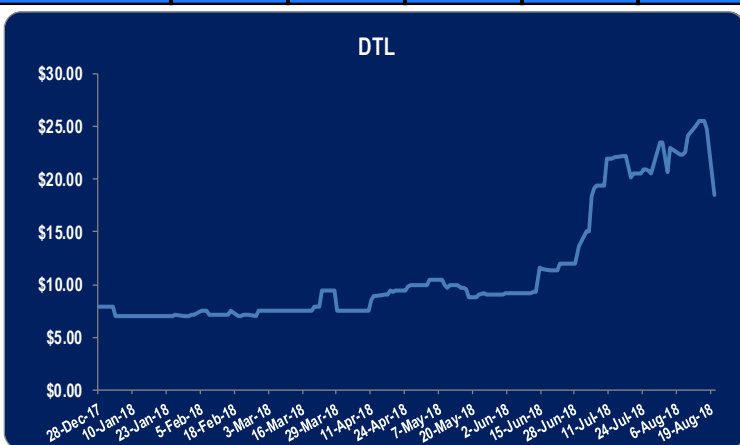


DAILY MARKET SUMMARY

LOCAL STOCK MARKET: (J\$) ⁺

Stock Symbol	SVL	DTL	BPOW	FOSRICH	JETCON
Current Price (\$)	14.92	18.50	47.00	2.87	4.01
Trailing EPS (\$)	0.50	0.82	1.81	0.19	0.28
P/E (times)	29.59	22.70	25.97	14.80	14.56
Projected P/E	19.23	13.60	21.28	13.51	13.56
Projected EPS (\$)*	0.78	1.36	2.21	0.21	0.30
Book Value per share (\$)	1.08	4.06	13.50	1.33	0.82
Price/Book Value (times)	13.79	4.56	3.48	2.15	4.89
Dividend Yield (2018 %)	4.36%	0.38%	0.40%	N/A	0.87%
Volumes	212,371	5,004,435	2,379	19,150	33,684
Recommendation	HOLD	BUY	SELL	HOLD	BUY



STOCK OF THE DAY: Derrimon Trading Company Limited (DTL)

Derrimon Trading Limited (DTL) Trading Income climbed by 33%, to end the six months at \$4.04 billion compared to the \$3.05 billion for the prior period. For the quarter the company reported a 38% increase in Trading Income totalling \$2.10 billion relative to \$1.52 billion. Management noted, "The six months (6) revenue from the Distribution and Retail segment was \$3,830.119 billion which was \$986.631 million or 34.70% over the \$2,843.488 billion reported for the corresponding six (6) months period in 2017. For the second quarter ending June 2018, revenue generated was \$1,979.822 billion representing a growth of \$574.513 million or 40.88% over the similar period in 2017."

Gross profit for the quarter totalled \$1.72 million relative to \$1.22 million reported the prior period. DTL highlighted "The improvement in margins is due to strategies employed within both segments of the business such as the discontinuation of non-performing products and improved margins from the growth of the supermarket portfolio."

Administrative expense totalled \$484.90 million, 22% higher when compared to the \$396.89 million in 2017. Selling and distribution expenses recorded a 33% increase for the period, totalling \$74.83 million (2017: \$56.17 million). The management of DTL has indicated that, "The operating cost of the two new supermarkets, that were acquired during the first quarter of 2017, is now fully reflected in this year's six (6) months period. There were also general increases in administrative cost such as salaries."

Finance Cost increased by 39% to total \$73.35 million for the period relative to \$52.70 million in 2017.

Consequently, profit before taxation grew by 42% ending the period at \$122.82 million for the six months compared to \$86.33 million in 2017. No taxes were reported for the period as such Net Profit amounted to \$122.82 million a 42% increase year over year. For the quarter the company reported a 45% increase in Net Profits to \$65.25 million (2017: \$45.05 million).

Earnings per share (EPS) closed the period at \$0.45 (2017: \$0.32), while for the quarter the EPS was \$0.24 (2017: \$0.16). The twelve month trailing EPS amounted to \$0.82. The total number of shares used in the computation amounted to 273,336,067 units. Notably, DTL closed the trading period on August 16, 2018 at a price of \$25.50.

⁺Prices are as at August 20, 2018 *Projections are for the forward 12 months from the most recent quarter results

FOREIGN EXCHANGE MARKET TRADING SUMMARY *

	PURCHASE RATE			SALES RATE		
	Highest	Lowest	Weighted	Highest	Lowest	Weighted
			Average Rate			Average Rate
USD	138.550	100.380	135.2670	146.250	100.000	137.2212
CAN	106.000	75.000	104.9821	120.360	93.000	103.2217
GBP	173.915	150.800	170.5010	199.400	165.000	173.6941
EURO	154.550	112.500	148.9787	177.000	150.000	157.7882

*Rates as at August 17, 2018

MONEY MARKET

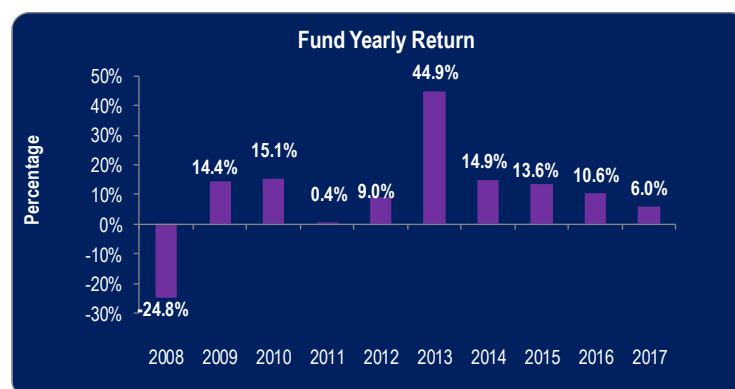
The Jamaican dollar fixed income market was liquid in today's (August 20, 2018) trading session. The over night rate stood at 0.85% to 1.00% while the 30-day rate ranged between 1.25% and 1.65%.

The US dollar fixed income market was also liquid during today's (August 20, 2018) trading session; The over-night market rates were quoted at 1.20% while the 30-day market rates stood at 1.40% to 2.10%.

OVER THE COUNTER FUNDS (CI FUNDS)

CI American Small Companies Fund

This fund's objective is to seek above-average capital growth. It invests primarily in equity and equity-related securities of small to mid-capitalization North American companies. The fund has a 3 year return of 6.3% and a 5 year return of 12.7% as at July 31, 2018. The Fund also has a 10 year return of 10.5%.



U.S.: Trump Complains to Donors in the Hamptons About Powell's Rate Hikes

President Donald Trump said he expected Jerome Powell to be a cheap-money Fed chairman and lamented to wealthy Republican donors at a Hamptons fundraiser on Friday that his nominee instead raised interest rates, according to three people present. The Federal Reserve has raised rates five times since Trump took office, including twice this year under Powell. The president nominates the Fed's chairman and other governors in Washington, but the agency is independent and has historically frustrated presidents by raising interest rates without regard for politics. Trump has publicly lamented the central bank's recent rate increases, but his private remarks to donors are the most personal criticism of Powell's performance to emerge so far. The people who described the comments asked not to be identified because the fundraiser was closed to the public. His jabs built on an attack he levelled at Powell's Fed in July, when he pronounced himself "not thrilled" with the rate increases.

<https://www.bloomberg.com/news/articles/2018-08-20/trump-said-to-complain-powell-hasn-t-been-cheap-money-fed-chair>

PLATINUM PORTFOLIO

Platinum Portfolio Yield Measures as at August 20, 2018

	Percentage (%)
Yield to Maturity	5.78
Weighted Average Coupon	5.548
Current Yield	5.57

The platinum portfolio has an effective maturity of 13.33 years and duration of 4.60 years.

DISCLAIMER

Analyst Certification -The views expressed in this research report accurately reflect the personal views of Mayberry Investments Limited Research Department about those issuer (s) or securities as at the date of this report. Each research analyst (s) also certify that no part of their compensation was, is, or will be, directly or indirectly, related to the specific recommendation (s) or view (s) expressed by that research analyst in this research report.

Company Disclosure -The information contained herein has been obtained from sources believed to be reliable, however its accuracy and completeness cannot be guaranteed. You are hereby notified that any disclosure, copying, distribution or taking any action in reliance on the contents of this information is strictly prohibited and may be unlawful. Mayberry may effect transactions or have positions in securities mentioned herein. In addition, employees of Mayberry may have positions and effect transactions in the securities mentioned herein.

MIL Ratings System:

BUY: We believe the stock is attractively valued. The company has sound or improving fundamentals that should allow it to outperform the broader market. We anticipate the stock will outperform the market over the next 12 months. The risk factors to achieving price targets are minimal.

HOLD: We believe the stock is fairly valued at the current price. The company may have issues affecting fundamentals that could take some time to resolve. Alternatively, company fundamentals may be sound, but this is fully reflected in the current stock price. The risk factors to achieving price targets are moderate. Some volatility is expected. In addition, technically it may be difficult to attain additional volume of the stock(s) at current price.

SELL: We believe the stock is overpriced relative to the soundness of the company's fundamentals and long-term prospects.

SPECULATIVE BUY: We believe the prospects for capital appreciation exist, however there is some level of uncertainty in revenue growth.

Source: www.jamstockex.com, www.bloomberg.com, www.investopedia.com, www.tradewire.com

Europe: Italy's Economic Outlook Makes Budget Blowout a Tough Sell

Italy's populist government has big plans for its first budget, but the economy isn't providing the support to justify splashing out. Forecasts show the Italian expansion will slow through 2020 and continue to under-perform the euro-area average. Bloomberg's latest monthly survey of economists also sees inflation picking up, while unemployment -- still in double digits -- will only very slowly decline. All that means less revenue to fund the tax and spending plans that are among the cornerstones of the coalition of the anti-establishment Five Star Movement and the anti-immigrant League. It wants to boost incomes and help poorer Italians, yet the fiscal ambitions have rattled investors, pushing up the country's borrowing costs. Deputy Premier Matteo Salvini continued his pushback against markets on Monday, saying the government will "resist the bond yield spread, speculation, credit downgrades, attacks, disputes." Italian bonds rose on Monday, though the 10-year yield remains above 3 percent, compared with about 2 percent six months ago.

<https://www.bloomberg.com/news/articles/2018-08-20/italy-s-economic-outlook-means-budget-blowout-looks-a-hard-sell>


STRUCTURED PRODUCT

USD Money Market

This portfolio is a full discretionary managed bond portfolio, ideal for clients who have short-term USD liquidity needs. Assets within the portfolio can be used as collateral for loans. The product provides a solid short-term investment option in hard currency and allows the individual to hedge against the prevailing devaluation in the local currency.

OVER 20 YEARS OF EXPERIENCE + CUTTING EDGE MARKET RESEARCH
= POSITIVE TRANSFORMATION FOR OUR CLIENTS

MANAGED FUND SOLUTIONS • CURRENCY SOLUTIONS • GLOBAL INVESTING SOLUTIONS • RETIREMENT PLANNING SOLUTIONS



...BULLISH ON JAMAICA



MAYBERRY
INVESTMENTS LIMITED
A Member of the Jamaica Stock Exchange

1 1/2 Oxford Road, Kingston 5, Jamaica. ☎ (876) 929 1908 – 9
research@mayberryinv.com • sales@mayberryinv.com • www.mayberryinv.com