

**MAYBERRY JAMAICAN
EQUITIES**

YE 2022 | \$US

Unaudited Financial Results




Actively
Managed



Broadly
Diversified



Facilitating Economic
Growth



Sustaining our growth, investing in Jamaica, land we love

Performance Highlights

For The Year Ended December 31, 2022

(Expressed in \$US unless otherwise indicated)



EARNINGS PER SHARE

101%

INCREASE OVER
YTD DECEMBER 2021
YTD DEC 2022: US\$0.027
YTD DEC 2021: US\$0.014



TOTAL COMPREHENSIVE INCOME

144%

INCREASE OVER
YTD DECEMBER 2021
YTD DEC 2022: US\$33.9M
YTD DEC 2021: US\$13.9M



TOTAL ASSETS

35%

INCREASE OVER 2021
2022: US\$161.3M
2021: US\$119.6M



TOTAL EQUITY TO SHAREHOLDERS

35%

INCREASE OVER 2021
2022: US\$130.8M
2021: US\$97.3M



NET BOOK VALUE PER SHARE

35%

INCREASE OVER 2021
2022: US\$0.11
2021: US\$0.08



CLOSING SHARE PRICE

46%

INCREASE OVER
DECEMBER 2021
2022: J\$13.16
2021: J\$9.01



SALES INQUIRIES
sales@mayberryinv.com



GENERAL & SALES INQUIRIES
(876) 929-1908-9



MAYBERRYINVJA



@MAYBERRYINVJA



FAX
(876) 929-1501



www.mayberryinv.com



MAYBERRY INVESTMENTS LTD

Financial Results

MAYBERRY JAMAICAN
EQUITIES

Year Ended 31 December 2022

(Expressed in \$US unless otherwise indicated)

MANAGING DIRECTOR'S COMMENTARY ON FINANCIAL RESULTS

UNAUDITED RESULTS FOR THE YEAR ENDED DECEMBER 31, 2022

Economic And Business Environment

Jamaica's GDP rose 5.9% in Q3 2022 compared to Q3 2021 as the Services Industries added 6.0% more value at constant pricing. The Goods-Producing Industries' value added grew 5.6% relative to the same quarter in 2021. The economy's recovery from the COVID-19 pandemic aided the improvement in performance. When compared to the second quarter of 2022, total value added at constant prices declined by 2.1%.

In November 2022, the inflation rate was 0.4%. This was primarily due to a 2% increase in the index for the 'Food and Non-Alcoholic Beverages' division due to higher agricultural produce prices. The 'Education' division increased by 1.7% due to increased fees for the Caribbean Secondary Examination Certificate (CSEC). Overall inflation was moderated by a 2.4% drop in the 'Housing, Water, Electricity, Gas, and Other Fuels' division due to lower electricity rates. The 'Transport' division fell by 0.2%, owing primarily to lower gasoline prices. The point-to-point inflation rate as at November 2022 was 10.3% while the fiscal rate to date was 6.2%.

The exchange rate since the start of 2022 appreciated by 1.96% or J\$3.04 to J\$152.05 as at December 30, 2022. For the period January to December 2022, the JSE Main Market Index reflected a decline of 40,258.97 points or 10.2% from 396,155.61 to 355,896.64 points. The JSE Junior Market Index advanced, as it ended December 2022 at 3,986.44 points compared to 3,428.30 points at the start of the year, reflecting a 16.3% increase year to date.

Financial Results

**MAYBERRY JAMAICAN
EQUITIES**

Year Ended 31 December 2022

(Expressed in \$US unless otherwise indicated)

Business Objective

MJE is an investment Company whose objective is to achieve long term capital appreciation, while preserving capital, by investing in public equity securities in Jamaica ("Jamaican equities"). The Company employs a value - based approach to identifying and investing in high quality public businesses. This approach is designed to compound book value per share over the long term. While the Company will seek attractive risk-adjusted returns, it will at all times seek downside protection and attempt to minimize loss of capital.

FINANCIAL HIGHLIGHTS

Performance Overview

The year was marked by high inflation, global conflicts and the tightening of monetary policies which resulted in increases in interest rates and a challenging financial landscape both locally and globally. Q4 2022 market conditions reflected continued moderate improvements and the local financial environment remained resilient compared to global counterparts.

For the year ended December 31, 2022, MJE reported profits of US\$33 million representing an increase of US\$16.6 million or 101% over the corresponding period in 2021. The pull back in the local equities market beginning in the third quarter of 2022 adversely impacted MJE's half year results but several strategic stocks in the portfolio rebounded in the fourth quarter buttressing the full year's solid performance with net unrealised gains on investments in associates increasing by US\$17.3 million or 102% to US\$34.2 million. This was complemented by dividend income increasing by 39% or US\$1 million to US\$3.6 million. Full year earnings per share (EPS) was US\$0.027 (2021: (EPS) US\$0.014).

For the three months to December 31, 2022, the Company recorded a decline in net profits of US\$6 million or 50% to US\$6 million when compared to the US\$12 million earned in the similar quarter last year. This reduction is due primarily to the more significant uplift in the market and stock prices in 2021 arising from the recovery from the COVID-19 pandemic impact in 2020. Total operating expenses for the quarter ended December 31, 2022 increased by US\$326K to US\$1.5 million when compared to the comparative period in the prior year. This resulted in an earnings per share (EPS) of US\$0.005 (2021: (EPS) US\$0.010).

Financial Results

**MAYBERRY JAMAICAN
EQUITIES**

Year Ended 31 December 2022

(Expressed in \$US unless otherwise indicated)

Total Comprehensive Income

MJE reported total comprehensive income of US\$34 million for the year ended December 31, 2022 representing an increase of 144% or US\$20 million due to solid overall performances on the managed Jamaican equities portfolio. The Company recorded total comprehensive income of US\$6.7 million for the three-month period October to December 2022. This compares to a total comprehensive income of US\$4.2 million for the similar quarter in 2021. The decrease noted was primarily attributable to unfavourable price movements on securities in the portfolio for the December 2022 quarter which can be attributable to increases in interest rates in the economy and a number of fixed income instruments coming to the market.

SUMMARY OF CHANGES ON THE STATEMENT OF COMPREHENSIVE INCOME

Description	3 Months ended Dec. 31, 2022 (US\$'000)	3 Months ended Dec. 31, 2021 (US\$'000)	Change (US\$'000)	% Change	Unaudited 12 Months ended Dec. 31, 2022 (US\$'000)	Audited 12 Months ended Dec. 31, 2021 (US\$'000)	Change (US\$'000)	% Change
Net Operating Income	7,516	13,220	(5,704)	(43.1%)	36,224	18,465	17,759	96.2%
Operating Expenses	1,539	1,213	326	26.8%	3,213	2,033	1,180	58.1%
Profit before Taxation	5,977	12,007	(6,030)	(50.2%)	33,011	16,433	16,578	100.9%
Net Profit	5,977	12,024	(6,047)	(50.3%)	33,011	16,450	16,561	100.7%
Other Comprehensive Income/(Loss)	757	(7,794)	8,551	109.7%	981	(2,537)	3,518	138.7%
Total Comprehensive Income	6,734	4,230	2,504	59.2%	33,992	13,913	20,079	144.3%
Earnings Per Share (EPS)	\$0.005	\$0.010	(\$0.005)	(50.3%)	\$0.027	\$0.014	\$0.014	100.7%

Financial Results

MAYBERRY JAMAICAN
EQUITIES

Year Ended 31 December 2022

(Expressed in \$US unless otherwise indicated)

Total Revenues

Net revenues generated for the year ended December 31, 2022 increased by 96% or US\$17.8 million to US\$36.2 million attributed primarily to the significant appreciation in the market value of investments in associates. For the quarter ended December 31, 2022, net revenues amounted to US\$7.5 million compared to net revenues of US\$13.2 million for the similar quarter in 2021. This performance was primarily attributable to reduced unrealized gains on investments in associates of US\$5.5 million. For the year ended December 31, 2022, dividend income grew by US\$1 million or 39% to US\$3.6 million when compared to US\$2.6 million for the 2021 comparative period. Dividend income of US\$629K was recorded in the quarter representing an increase of 7.4% compared to US\$585K for the October to December 2021 quarter. The largest contributors to the portfolio's dividend revenues for the quarter were Supreme Ventures Limited, Jamaica Broilers Group Limited and General Accident Insurance Company Jamaica Limited with dividends of approximately US\$543K. For the year ended December 31, 2022, the major contributors to dividend revenues were Supreme Ventures Limited, GraceKennedy Limited, Jamaica Broilers Group Limited, Lasco Distributors Limited and Lumber Depot Limited.

Operating Expenses

Total operating expenses of US\$3.2 million for the year ended December 31, 2022 increased by US\$1.2 million or 58% over the corresponding 2021 period driven mainly by increased expenses incurred for management and incentive fees following the significant growth in the net asset value under management. Total operating expenses for the Q4 2022 increased by US\$326K when compared to Q4 2021. This was mainly attributable to higher expenditure for broker fees, legal and professional fees and incentive fees. This was partially offset by reduced expenses for computer licensing fees and software impairment.

Financial Results

MAYBERRY JAMAICAN
EQUITIES

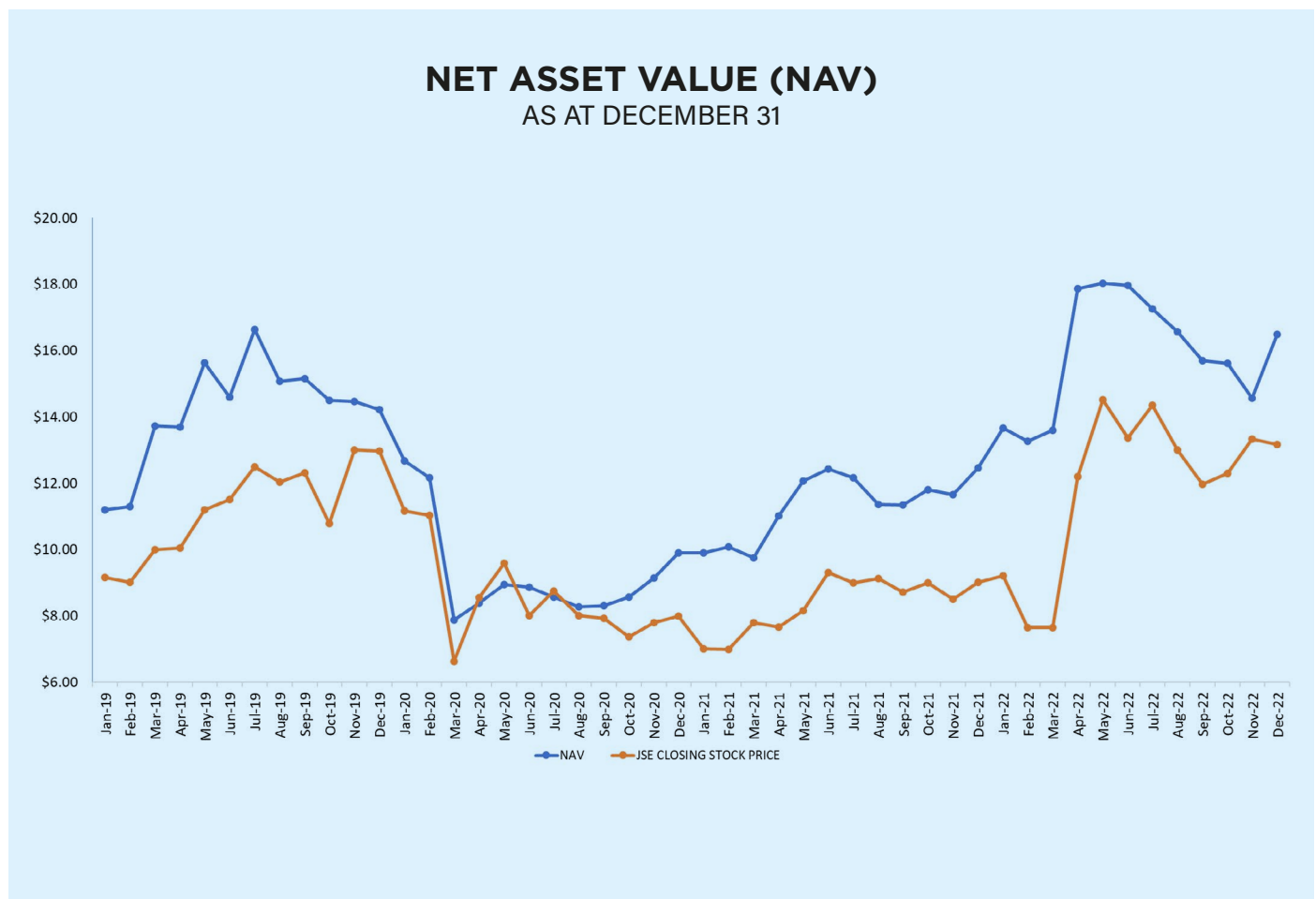
Year Ended 31 December 2022

(Expressed in \$US unless otherwise indicated)

NET ASSET VALUE (NAV)

The net book value per share increased by 35% to US\$0.11 (J\$16.44) as at December 31, 2022, compared to US\$0.08 (J\$12.46) for the corresponding period in 2021. The increase primarily resulted from the US\$36.5 million or 44% increase in investments in associates to US\$119.3 million.

MJE's stock price closed at J\$13.16 on December 30, 2022 increasing 46% over its price of J\$9.01 at December 31, 2021.



Financial Results

**MAYBERRY JAMAICAN
EQUITIES**

Year Ended 31 December 2022

(Expressed in \$US unless otherwise indicated)

PAYMENT OF DIVIDENDS

The Board of Directors of MJE convened a meeting on June 16, 2022 and approved an ordinary dividend of US\$0.0004 per share. The dividend of US\$479K was paid on July 18, 2022 to all shareholders on record as at June 30, 2022.

PORTFOLIO HIGHLIGHTS

Mayberry Jamaican Equities Limited (MJE) currently holds stock in 33 companies listed on the Main and Junior Markets of the Jamaica Stock Exchange (JSE).

The Company made net additions to investments during the quarter reflecting the continued favorable pricing of some stocks relative to the Investment Manager's growth projections for earnings and dividend yield.

THE TOP TEN PERFORMERS FOR THE PORTFOLIO AS AT DECEMBER 31, 2022

Stock ID	CLOSING SHARE PRICE (\$)		
	DEC. 2022	DEC. 2021	\$ CHANGE
SVL	\$27.36	\$17.88	\$9.48
CPJ	\$13.34	\$4.85	\$8.49
JMMBGL	\$39.90	\$37.72	\$2.18
BPOW	\$3.25	\$2.97	\$0.28
WIG	\$0.55	\$0.49	\$0.06
DTL	\$2.24	\$2.28	(\$0.04)
LASF	\$2.74	\$3.12	(\$0.38)
JBG	\$29.17	\$31.86	(\$2.69)
GK	\$89.69	\$97.57	(\$7.88)
CCC	\$61.40	\$109.15	(\$47.75)

TOP 5 ADDITIONS

	2022 US\$'000		2021 US\$'000
TOP 5 ADDITIONS – Q4		TOP 5 ADDITIONS – Q4	
JBG	\$1,758	GK	\$1,149
JMMBGL	\$1,233	JMMBGL	\$953
LUMBER	\$63	SVL	\$775
LASM	\$62	JAMT	\$289
CCC	\$56	CAR	\$266

TOP 5 DISPOSALS

	2022 US\$'000		2021 US\$'000
TOP 5 DISPOSALS – Q4		TOP 5 DISPOSALS – Q4	
CCC	\$596	CCC	\$2,712
DOLLA	\$41	LUMBER	\$2,442
DTL	\$35	CPJ	\$52
LEARN	\$21	SVL	\$36
QWI	\$4	ECL	\$9

Financial Results

**MAYBERRY JAMAICAN
EQUITIES**

Year Ended 31 December 2022

(Expressed in \$US unless otherwise indicated)

**THE TOP TEN LARGEST HOLDINGS
(VALUE OF SHARES)
AS AT DECEMBER 31, 2022**

Stock ID	% OF TOTAL VALUE OF INVESTMENTS
SVL	60.7%
CPJ	10.8%
JBG	3.7%
WIG	3.5%
LASF	3.2%
JMMBGL	3.0%
GK	3.0%
DTL	2.9%
BPOW	1.4%
CCC	1.3%

**THE TOP TEN LARGEST HOLDINGS
(VALUE OF SHARES)
AS AT DECEMBER 31, 2021**

Stock ID	% OF TOTAL VALUE OF INVESTMENTS
SVL	49.8%
CPJ	15.9%
GK	4.8%
LASF	4.2%
DTL	4.0%
WIG	3.5%
CCC	3.3%
JBG	2.5%
BPOW	1.9%
JAMT	1.8%

FINANCIAL POSITION

SUMMARY OF CHANGES ON THE STATEMENT OF FINANCIAL POSITION

Description	Unaudited December 31, 2022 (US\$'000)	Audited December 31, 2021 (US\$'000)	Change (US\$'000)	% Change
Total Assets	161,261	119,638	41,623	34.8%
Total Liabilities	30,485	22,374	8,112	36.3%
Stockholders' Equity	130,776	97,264	33,512	34.5%
Net Book Value Per Share	\$0.11	\$0.08	\$0.03	34.5%

Financial Results

**MAYBERRY JAMAICAN
EQUITIES**

Year Ended 31 December 2022

(Expressed in \$US unless otherwise indicated)

Total assets as at December 31, 2022 were valued at US\$161.3 million. This represents a 35% increase from the US\$119.6 million reported as at December 31, 2021. The US\$41.6 million increase was mainly attributable to a US\$36.5 million increase in investments in associates attributable primarily to capital appreciation on these investments. This was complemented by a year over year US\$5.3 million increase in investment securities.

Total liabilities amounted to US\$30.5 million as at December 31, 2022, an increase of US\$8.1 million compared to the corresponding period in 2021, driven mainly by an increase in funding from debt for investment purchases.

SHAREHOLDERS' EQUITY

Mayberry Jamaican Equities Limited's capital base continues to be strong, closing the quarter with US\$130.8 million in shareholders' equity. This represents an increase of US\$33.5 million when compared to Q4 2021. This was attributable primarily to an increase in net profits for the 12-month period by US\$33 million. This was however, offset by a year over year decline in total fair value reserves of US\$2.6 million due primarily to reductions in the market value of some investments carried at fair value through other comprehensive income.

Mayberry Jamaican Equities Limited takes this opportunity to thank all our shareholders, the Board of Directors and staff for their continued support.

DocuSigned by:

Natalie G. Augustin

175432BB787F4F4...

Natalie G. Augustin
Managing Director

Statement of Financial Position

December 31, 2022

(Expressed in \$US unless otherwise indicated)

	Unaudited December 31 2022 US\$'000	Audited December 31 2021 US\$'000
ASSETS		
Cash and bank balances	2,061	2,311
Investment securities	39,562	34,300
Investments in associates	119,275	82,776
Other receivables	361	239
Taxation recoverable	1	2
Interest receivable	1	-
Intangible asset	-	10
TOTAL ASSETS	161,261	119,638
LIABILITIES		
Due to parent company	6,863	170
Due to related company	1,931	-
Accounts payable	28	1,408
Interest payable	489	-
Debt security in issue	14,552	14,272
Promissory note payable	6,622	6,522
TOTAL LIABILITIES	30,485	22,374
STOCKHOLDERS EQUITY		
Share capital	20,556	20,556
Fair value reserve	5,558	8,139
Translation reserve	(31,933)	(34,239)
Retained earnings	136,595	102,808
TOTAL EQUITY	130,776	97,264
TOTAL LIABILITIES AND EQUITY	161,261	119,638
	2022	2021
Net book Value per Stock Unit	\$0.11	\$0.08

Approved by the Board of Directors for issue on January 13, 2023 and signed on its behalf
by:

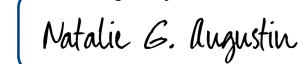
DocuSigned by:



9AAA2384C383463...

Christopher Berry
Chairman

DocuSigned by:



175432BB787F4F4...

Natalie G. Augustin
Managing Director

Statement of Profit and Loss and Other Comprehensive Income

**MAYBERRY JAMAICAN
EQUITIES**
December 31, 2022

(Expressed in \$US unless otherwise indicated)

	Unaudited 3 Months ended December 31, 2022 US\$'000	Unaudited 3 Months ended December 31, 2021 US\$'000	Unaudited 12 Months ended December 31, 2022 US\$'000	Audited 12 Months ended December 31, 2021 US\$'000
Net Operating Loss				
Interest income	20	1.6	21	6.7
Interest expense	(536)	(465)	(1,752)	(1,387)
Net interest (loss)/income	(516)	(464)	(1,731)	(1,381)
Dividend income	629	585	3,588	2,584
Net trading gains/(losses)	43	35	141	43
Net unrealized (losses)/gains on financial instruments at FVTPL	(167)	(1.6)	55	153
Net unrealized gains/(losses) on investments in associates at FVTPL	7,586	13,055	34,190	16,931
Net foreign exchange (losses)/gains	(59)	9.3	(19)	134
	7,516	13,220	36,224	18,465
Operating Expenses:				
Other operating expenses	1,539	1,213	3,213	2,033
	1,539	1,213	3,213	2,033
Profit/(Loss) before taxation	5,977	12,007	33,011	16,433
Taxation (charge) / credit	-	17	-	17
NET PROFIT/LOSS	5,977	12,024	33,011	16,450
OTHER COMPREHENSIVE INCOME/(LOSS), NET OF TAXES				
<i>Item that will not be reclassified to profit or loss:</i>				
Changes in the fair value of equity investments at FVTOCI	(131)	(3,392)	(1,325)	4,533
<i>Item that may be subsequently reclassified to profit or loss:</i>				
Foreign currency translation adjustments	888	(4,402)	2,306	(7,070)
Other comprehensive income/(loss), Net of Tax	757	(7,794)	981	(2,537)
TOTAL COMPREHENSIVE INCOME/(LOSS)	6,734	4,230	33,992	13,913
Number of Shares in issue	1,201,149	1,201,149	1,201,149	1,201,149
Earnings/(Loss) per stock unit (Basic and fully diluted)	\$0.005	\$0.010	\$0.027	\$0.014

Statement of Changes in Equity

For The Period Ended December 31, 2022 (Unaudited)

(Expressed in \$US unless otherwise indicated)

	No. of Shares	Share Capital US\$'000	Fair Value Reserve US\$'000	Currency Reserve US\$'000	Retained Earnings US\$'000	Total US\$'000
Balance at January 1, 2021	20,556	20,556	9,426	(27,169)	81,023	83,836
Total comprehensive income for the year	-	-	4,533	(7,070)	16,450	13,913
Ordinary dividends paid	-	-	-	-	(485)	(485)
Realized gains/(losses) on fair value instruments transferred to retained earnings	-	-	(5,820)	-	5,820	-
Balance at December 31, 2021	20,556	20,556	8,139	(34,239)	102,808	97,264
Balance at January 1, 2022	20,555	20,556	8,139	(34,239)	102,807	97,263
Total comprehensive income for the year	-	-	(1,325)	2,306	33,011	33,992
Ordinary dividends provided for	-	-	-	-	(479)	(479)
Realized gains/(losses) on fair value instruments transferred to retained earnings	-	-	(1,256)	-	1,256	-
Balance at December 31, 2022	20,555	20,556	5,558	(31,933)	136,595	130,776

Statement of Cashflow

December 31, 2022

(Expressed in \$US unless otherwise indicated)

	Unaudited Year ended December 31, 2022 US\$'000	Audited Year ended December 31, 2021 US\$'000
Cash Flows from Operating Activities		
Profit/(Loss) before taxation	33,011	16,433
Adjustments for items not affecting cash	384	900
Changes in operating assets and liabilities:		
(Increase)/decrease in investment securities	(5,822)	3,723
Increase in investments in associates	(173)	(10,582)
Decrease/(increase) in other receivables	160	(7.5)
(Decrease)/increase in accounts payables	(582)	412
Due to/from related parties	7,911	643
Interest received	21	6.6
Interest paid	(1,399)	(1,236)
Cash used in Operating Activities	116	(7,041)
Net Cash used in Operating Activities	500	(6,141)
Cash Flows from Financing Activities		
Proceeds from promissory note	-	7,953
Ordinary dividend payment	(479)	(485)
Repayment of promissory note	-	(1,326)
Net Cash used in Financing Activities	(479)	6,142
Increase in Cash and Cash Equivalents	21	0.9
Exchange gain/(loss) on foreign cash & cash equivalents	1.0	(3.3)
Cash & Cash Equivalents - Beginning of the year	2,039	2,042
Cash & Cash Equivalents - End of the year	2,061	2,039

Notes to the Interim Financial Statements

As at December 31, 2022

1. Identification and Principal Activities

Mayberry Jamaican Equities Limited (the Company) is a public limited liability Company which is listed on the Jamaica Stock Exchange. It is incorporated in St. Lucia under the International Business Companies Act and its registered office is located at Bourbon House, Bourbon Street, Castries, St. Lucia. On January 5, 2018, the Company changed its name from Mayberry West Indies Limited to Mayberry Jamaican Equities Limited under the International Business Companies Act, Cap 12:14.

The Company is an investment Company whose objective is to achieve long term capital appreciation, while preserving capital, by investing in and trading public equity securities in Jamaica ("Jamaican equities").

2. Basis of preparation

These interim condensed financial statements (interim financial statements) have been prepared in accordance with IAS 34 Interim Financial Reporting. These interim financial statements should be read in conjunction with the Company's last annual financial statements as at and for the year ended December 31, 2021 ('last financial statements') which have been prepared in accordance with International Financial Reporting Standards (IFRS) and the Jamaican Companies Act. These financial statements are presented in Jamaican dollars unless otherwise indicated. This report is supplemental to the United States dollar Interim Report and is intended to provide additional information in the local currency of the listed stock to enhance analysis by users.

3. Significant accounting policies

The accounting policies applied in these interim financial statements are the same as those applied in the Company's financial statements as at and for the year ended December 31, 2021 which was prepared in accordance with International Financial Reporting Standards (IFRS).

During 2021, the Company made accounting policy changes which were effected in the 2021 audited financial results. The material changes include the reclassification of four portfolio investments to investments in associates based on the material proportion of ordinary shares held in the entities as well as the assessment that the companies though not controlled by MJE, may be subject to significant influence by it.

Notes to the Interim Financial Statements

As at December 31, 2022

The Company also elected the IAS 28 exemption from applying the equity method of accounting to measure its investments in associates and instead to measure them at fair value through profit and loss (FVTPL) in accordance with IFRS 9. This had the effect of reclassifying one of these associates which was previously measured at fair value through other comprehensive income (FVTOCI) to FVTPL, and the unrealized losses and gains for this investment in prior years being reclassified to the profit and loss account from fair value reserves in equity.

4. Segment reporting

The Board of Directors considers the Company to have a single operating segment. The Board of Directors' asset allocation decisions are based on a single, integrated investment strategy and the Company's performance is evaluated on an overall basis which is as per the primary financial statements of the Company.

5. COVID-19 Impact

The World Health Organisation (WHO) declared the novel coronavirus, COVID-19 to be a global pandemic on March 11, 2020. The pandemic and the measure to control negatively affected economic activity and business operations worldwide. This caused a higher level of uncertainty, which adversely affected financial markets and business confidence. Management has assessed that this has adversely affected the Company through a decline in share prices and cessation or reduction of dividend payments by some companies.

As operating restrictions in some industries and jurisdictions have been gradually lifted in 2021 and in 2022, Management has seen a recovery in asset prices, closer to pre-pandemic levels. This has resulted in significant fair value gains being recorded, as well as improved year-over-year dividends received for the year ended December 31, 2021. This trend has continued into financial year 2022 and the government's lifting of all COVID - 19 protocols under the Disaster Risk Management Act (DRMA) effective March 18, 2022, augurs well for further recovery of economic activity and Company performance.

Notwithstanding the improvements noted above, Management recognises that market prices are subject to a higher degree of estimation and uncertainty. Consequently, there is an expectation that the volatility caused by the pandemic will continue in 2023.

Top Ten Shareholders and Connected Persons

**MAYBERRY JAMAICAN
EQUITIES**

December 31, 2022

Names	Shareholdings
MAYBERRY INVESTMENTS LIMITED	681,359,200
PWL BAMBOO HOLDINGS LIMITED	119,427,545
KONRAD BERRY	81,744,294
VDWSD LIMITED	67,252,400
MAYBERRY ASSET MANAGERS LIMITED	41,122,865
MANWEI INTERNATIONAL LIMITED	33,809,902
KMB HOLDINGS INC	25,257,740
THE MAYBERRY FOUNDATION LIMITED	10,554,868
APEX PHARMACY	9,817,068
KONRAD LIMITED	7,432,031

Connected Persons	Shareholdings
A+ MEDICAL CENTRE	6,641,141

Shareholdings of Directors and Senior Management

**MAYBERRY JAMAICAN
EQUITIES****December 31, 2022**

Directors	Shareholdings	Connected Persons
Christopher Berry	-	149,461,840
Konrad Berry	81,744,294	12,362,345
Natalie Augustin	253,300	-



SALES INQUIRIES
sales@mayberryinv.com



GENERAL & SALES INQUIRIES
(876) 929-1908-9



MAYBERRYINVJA



@MAYBERRYINVJA



FAX
(876) 929-1501



www.mayberryinv.com



MAYBERRY INVESTMENTS LTD