



MAYBERRY  
**JAMAICAN EQUITIES**

The only Jamaican stock you need to own.

# 2023

## ANNUAL REPORT



In 2023, Mayberry Jamaican Equities Limited (MJE), a pillar of nation-building within the Jamaican stock market, steadfastly pursued its commitment to the growth of local enterprises. Boasting a portfolio of premier Public Listed Companies from the Jamaica Stock Exchange (JSE), MJE navigated through the year with the theme “Adaptive Strategies for Unyielding Success,” showcasing resilience and strategic flexibility amidst global economic challenges. Despite encountering a net loss, our focused efforts on enhancing dividend income and securing slight financial instrument gains highlight our dedication to overcoming obstacles such as elevated interest rates and inflation.

This year’s performance, characterized by financial setbacks, has not swayed us from our mission or commitment to our core objectives. Looking forward, our aim is to fortify our financial health and operational breadth, while continuously seeking innovation and leadership in the Jamaican investment landscape. As we advance, our confidence in the resilience and growth potential of the Jamaican economy guides us, promising a journey toward enhanced corporate profitability and investment opportunities.

Reflecting on our journey, we are reminded of the words of Winston Churchill: “Success is not final, failure is not fatal: It is the courage to continue that counts,” embodying our resolve to navigate forward with courage and determination.



# OUR MISSION

To be the only Jamaican Stock you need to own.

# OUR CORE VALUES

- Integrity
- Accountability
- Creating Wealth through knowledge
- Attention to detail
- Relationship building and community development





# Table of Contents

**06** Chairman's Report

**23** Corporate Overview

**08** Managing Director's Statement

**28** Corporate Governance

**11** Directors' Report

**33** Performance Highlights

**12** Directors' Profile

**34** 10 Year Performance Highlights

**22** Corporate Data

**36** MJE Portfolio



**38** Management  
Discussion & Analysis

**55** Shareholdings  
of Directors and  
Senior Management

**52** Risk Management

**56** Audited Financial  
Statements

**54** Shareholdings  
of Directors and  
Connected Parties


**94** Notes

**“The only limit to our  
realization of tomorrow will  
be our doubts of today.”**

**- Franklin D. Roosevelt**



# CHAIRMAN'S REPORT



**M**ayberry Jamaican Equities Limited (MJE) is a collection of the best Jamaican Public Listed Companies on the Jamaica Stock Exchange (JSE). Our philosophy is to support nation-building through investment in local companies, to help these businesses grow and improve, and to leverage our access to financing, stakeholders, and prospects.

I am pleased to introduce the yearly assessment of our financial firm's performance for the year 2023. Despite the persistent difficulties posed by the global economic climate, I am pleased to announce that The Company has remained focus on its mandate and continues to make substantial strides and advancements towards delivering improved performances going forward.

For the financial year ended December 2023, MJE reported a Net Loss of US\$15.9 million, a decline of US\$49 million or 148% over the corresponding period in 2022. This performance was attributed mainly to net unrealized losses on investments in associates of US\$14.5 million for the period, representing a decline of 143% when compared to the similar period last year. This was offset by higher dividend income of US\$347K or 10%, along with improved unrealized gains on financial instruments at fair value through profit and loss (FVTPL) of US\$35K or 64%. The persistent high interest rate environment as well as high inflation levels in the economy negatively impacted the stock market throughout the financial year. This resulted in a loss per share (LPS) of US\$0.013 for the 12 months ending December 31, 2023, versus earnings per share (EPS) of US\$0.028 for the 2022 comparative period.

Our net book value per share decreased by 14.4% to US\$0.093 ( J\$14.40) as at December 31, 2023, compared to US\$0.109 (J\$16.46) for the corresponding period in 2022.

Thus far, the economy has demonstrated its ability to withstand and rebound from challenges, and we are optimistic that it will commence a period of growth. Based on this growth, we anticipate a rise in corporate profitability, which will offer us greater investment opportunities in Jamaica, a country that has our affection. We express our gratitude to our Board of Directors, Management, Employees, and Shareholders for their confidence in us and the work we carry out. We will strengthen our Business to guarantee that MJE remains the only Jamaican stock you should own.

As we advance into the upcoming year, we are dedicated to achieving a robust financial performance, growing our business, and providing exceptional service to our clients. We shall persist in allocating resources towards technology and innovation in order to maintain a competitive advantage and provide enhanced benefits to our consumers. Ultimately, I express my gratitude to our shareholders and workers for their steadfast support and dedication to the advancement and prosperity of our organisation. We anticipate another year of advancement and achievement.




---

**Christopher Berry**  
Executive Chairman,  
Mayberry Jamaican Equities



# MANAGING DIRECTOR'S STATEMENT





**C**ommencing 2023, we harboured an extraordinarily positive outlook. After successfully navigating through challenging circumstances in the past, our objective was to maintain a trajectory of expansion and stability while capitalising on advantageous prospects. MJE upholds a robust market positions, ensures streamlined operations, expands its digitization efforts, and capitalises on market intelligence.

In 2023, the economy has demonstrated it can overcome obstacles, therefore we expect growth. This expansion should boost company profitability, giving us more investment prospects in Jamaica, our beloved country to overturn Net Losses of US\$15.9 million in 2023. The persistent high interest rate environment as well as high inflation levels in the economy negatively impacted the stock market throughout the financial year. Our Total Comprehensive Loss for the year was US\$18.3 million for the 12 months ended December 31, 2023. The net book value per share decreased by 14.4% to US\$0.093 ( J\$14.40) as at December 31, 2023, compared to US\$0.109 (J\$16.46) for the corresponding period in 2022.

We have been and will continue to be aided by our strong leadership and efficient portfolio management, notwithstanding the local and global economic climates.

Since its initial public offering on the Main Market, MJE has maintained its objective of acquiring high-quality investments for its portfolio and attaining enduring, sustainable expansion. We are cognizant of the fact that the global financial environment presents formidable obstacles, but MJE will maintain its long-term concentration with the assistance of its steadfast leadership.

We value the confidence that our Board of Directors, Management, Staff, and shareholders have in our organisation and our efforts. We will fortify our operations so that MJE remains the only Jamaican stock that you ought to own.



**Natalie Glitzenhirn-Augustin**

Managing Director,  
Mayberry Jamaican Equities





“

**The best way to predict  
the future is to create it”**

**- Peter Drucker**



# Directors' Report

The Directors submit herewith the Profit & Loss and Other Comprehensive Income of MJE for the year ended December 31, 2023, together with the Statement of Financial Position as at the same date.

**The Profit & Loss and Other Comprehensive Income shows the following:**

Financial Results	US \$'000
Net operating losses	(14,505)
Loss before taxation	(15,899)
Taxation	-
Net Loss	(15,899)
Changes in the fair value of equity investments at FVTOCI	329
Total comprehensive loss for the year	(18,292)

## Directors

The Directors as at December 31, 2023 are Messrs. Christopher Berry, Konrad Berry, Richard Surage, Mrs. Natalie Glitzenhirn-Augustin and FinDir Limited.

The Articles of Incorporation of the Company provide for a Board of Directors of not less than three (3) but no more than twelve (12) persons. The current Board comprises five (5) Directors. Under the Articles, as is customary, the Board of Directors is entrusted with the powers of management of the Company's business.

In accordance with Article 100 of the Articles of Association, the Directors to retire are Mr. Richard Surage and FinDir Limited and, being eligible, offer themselves for re-election.

## External Auditors

The Auditors, PricewaterhouseCoopers, Scotiabank Centre, Duke Street, Kingston, Jamaica, have expressed their willingness to continue in office.

The Directors wish to thank the partners and shareholders for their support during the year.

On behalf of the Board of Directors



.....  
Christopher Berry,  
Executive Chairman



The background image is a composite of two tropical scenes. The top half shows a wide view of a coastline with a village of houses with red roofs nestled at the base of a large, forested mountain. The sky is bright blue with scattered white clouds. The bottom half is an aerial view of a shallow, turquoise bay with a sandy beach on the right. Several small boats, including a prominent yellow one, are in the water. The water is clear enough to see the rocky and coral seabed. The text 'DIRECTORS' PROFILES' is overlaid in white on the middle section.

# DIRECTORS' PROFILES



## CHRISTOPHER BERRY

B.Sc. (Hons.)

**Executive Chairman**

Mr. Christopher Berry is the Chairman of Mayberry Jamaican Equities Limited, Mayberry Investments Limited, Mayberry Holdings Limited and Mayberry Group Limited. He is also a director of three (3) other publicly listed companies: Caribbean Producers Jamaica Limited, Lasco Financial Services Limited and Supreme Ventures Limited.

Mr. Berry is also a director of several private companies including Apex Health Care Limited and Apex Pharmacy Limited. He has over 30 years' of experience in the securities industry in Jamaica and holds a B.Sc. (Hons) degree in Industrial Engineering from the Georgia Institute of Technology.





## KONRAD BERRY

B.Sc. (Hons.)

### Executive Director

Mr. Konrad Berry is an Executive Director and Vice Chairman of MJE. He also holds the position of Executive Vice Chairman of Mayberry Investments Limited, Mayberry Holdings Limited and Mayberry Group Limited.

Mr. Berry started his working career at Price Waterhouse (now PricewaterhouseCoopers) as a Staff Accountant before joining the family firm, Mayberry, as a trader.

He holds a B.Sc. (Hons) degree in Management & Economics from the University of The West Indies.

Mr. Berry is currently a Director of Caribbean Producers Limited, Widebase Limited and Mayberry Asset Managers Limited.

He is also a member of the Remuneration and Service Review Committee.



## Ms Natalie Glitzenhirn-Augustin

B.A. (Hons.)

**CPE, TEP, C.Dir**

Ms. Natalie Glitzenhirn-Augustin was appointed as the Managing Director of MJE in 2010. Ms. Augustin is a lawyer by profession and has been practising law for the past 21 years. She has held various roles during her career, including running her law firm, Glitzenhirn Augustin & Co. and serving as Managing Director of Financial & Corporate Services Limited. In these and other roles, she specialised in corporate and commercial law, mergers, acquisitions and private client advisory.

She has held and continues to hold executive positions in numerous local and regional organisations, including: The Society of Trust and Estates Practitioners (STEP); The National Development Corporation of St.

Lucia; First General Insurance Company Limited and the International Financial Services Association of Saint Lucia, to name a few.

She holds a B.A. (Hons.) degree in German with International Studies from the University of Warwick in England and thereafter read Law at The University of West London. Upon completion of her Common Professional Examination (CPE) in Law in 1995, she was called to the English Bar at Middle Temple and to the Bar of the Organisation of Eastern Caribbean States, St. Lucia in 1996. Ms. Augustin is a Chartered Director having obtained her (C.Dir.) designation from the Caribbean Governance Training Institute in 2022.





## RICHARD SURAGE

B.Sc.(Hons.)

Mr. Richard Surage has had a distinguished career in the accounting and finance profession commencing in 1996 in Saint Lucia with Pricewaterhouse, continuing to work for the company when it became PricewaterhouseCoopers. He worked with Arthur Andersen in the Cayman Islands for two years. Shortly thereafter he left for Barbados to join Ernst & Young where he managed the firm's clients in the Eastern Caribbean, namely Antigua and Barbuda, Dominica, St. Lucia and St. Vincent and the Grenadines.

Richard became a Partner at PKF St. Lucia in 2010, a role he currently holds. He has served on audits for both large and complex engagements across a wide cross-section of industries namely, financial services, retail, manufacturing, telecommunication, and tourism within the Caribbean, Canada, and the United States of America.

Richard has been a leader within the insolvency and restructuring industry in St. Lucia. In 2011, he was appointed by the Eastern Caribbean Supreme Court to serve as the Judicial Manager for the CLICO International Life Insurance Company, St. Lucia Branch, as part of a restructuring exercise. In 2015 Richard was selected by the Government of St. Lucia to be a member of a committee to review and propose new laws governing the insolvency practice in St. Lucia as guided by the World Bank.

Richard is a member of the Institute of Chartered Accountants of the Eastern Caribbean, an associate of the Chartered Institute of Arbitrators, Deputy Chairman of the St Lucia Distillers Group of Companies and a member of the St. Lucia Government's Insolvency Laws Committee.



“

**Do not be embarrassed by your failures, learn from them and start again.”**

**- Richard Branson**



# FinDir Limited

FinDir is an International Business Company (IBC) incorporated in Saint Lucia and serves as a Corporate Director on the Board of MJE. Behind FinDir Limited stands a team of highly qualified professional service providers who possess a wealth of in experience and knowledge, grounded by integrity and driven by a desire to achieve success.



# FinSec Limited

FinSec is an International Business Company (IBC) incorporated in Saint Lucia to provide secretarial services to the Boards of Corporate entities. FinSec has served as Corporate Secretary of MJE since September 8, 2005.

FinSec Limited's roles and responsibilities include arranging and attending Board and Committee meetings, drafting and disseminating board papers and minutes, as well as maintaining the corporate register, FinSec Limited serves as an able support to the Company and its Board.





# Investing in MJE means:



**Access to funding through  
equity capital**



**Strengthening of the  
Company's profile**



**Creation of a liquid market  
for the shares**

## **MAYBERRY JAMAICAN EQUITIES**

**THE ONLY JAMAICAN STOCK YOU NEED TO OWN**



**Address**

11/2 Oxford Road, Kingston 5, Jamaica



**Phone**

876. 929. 1908-9



**Email**

[sales@mayberryinv.com](mailto:sales@mayberryinv.com)



**Instagram**

[MayberryInvJa](#)



**Facebook**

[MayberryInvJa](#)



**LinkedIn**

[MayberryInvestmentsLimited](#)

A photograph of a sunset over the ocean. The sun is a bright yellow orb on the horizon, casting a warm glow across the sky and water. The sky is filled with soft, orange and pink clouds. In the foreground, a wooden pier with weathered planks leads from the bottom of the frame towards the horizon. The water is a deep blue with gentle ripples.

“

**Opportunities don't happen,  
you create them.”**

**- Chris Grosser**



# Corporate Data

## **Company Secretary**

### **FinSec Limited**

Bourbon Street,  
Castries, St. Lucia  
Tel: +1(758) 451-6355

## **Registrar**

### **Jamaica Central Securities**

### **Depository Limited**

40 Harbour Street,  
Kingston, Jamaica  
Tel: (876) 967-3271

## **Registered Office**

### **Mayberry Jamaican Equities Limited**

Suite 1, 1st Floor,  
Bourbon House,  
Bourbon Street,  
Castries, St. Lucia  
Tel: +1 (758) 453-2046

## **Bankers**

### **Morgan Stanley**

590  
Madison Avenue, 11th  
Floor,  
New York, NY 10022, USA  
Tel: +1(212) 586-5505

## **Attorney-At-Law**

### **Glitzenhirn Augustion & Co**

Bourbon House,  
Bourbon Street  
Castries, St. Lucia  
Tel: +1 (758) 451-6355

## **Bankers**

### **Sagicor Bank Jamaica Limited (SBJ)**

17 Dominica Drive,  
Kingston 5, Jamaica  
Tel: (876) 960-2340

## **Auditors**

### **PricewaterhouseCoopers**

Duke Street,  
Scotiabank Center,  
Kingston, Jamaica  
Tel: (876) 922-6230

# Corporate Overview

Mayberry Jamaican Equities Limited (MJE) was incorporated on June 23, 2005, in St. Lucia, as a wholly owned subsidiary of Mayberry Investments Limited. In December 2023, the Group underwent a reorganization resulting in MJE now being a wholly own subsidiary of Mayberry Group Limited.

## Business Objective

MJE is an investment holding company whose objective is to achieve long term capital appreciation, while preserving capital, by investing in public equity securities in Jamaica (“Jamaican equities”). The Company employs a value-based approach to identifying and investing in high quality public businesses. This approach is designed to compound book value per share over the long term. While the Company will seek attractive risk-adjusted returns, it will always seek downside protection and attempt to minimise loss of capital. MJE is comprised of holdings in various companies that are listed on the Junior Market and the Main Market of the Jamaica Stock Exchange (JSE) and as of December 31, 2023, held 40 stocks in its portfolio.

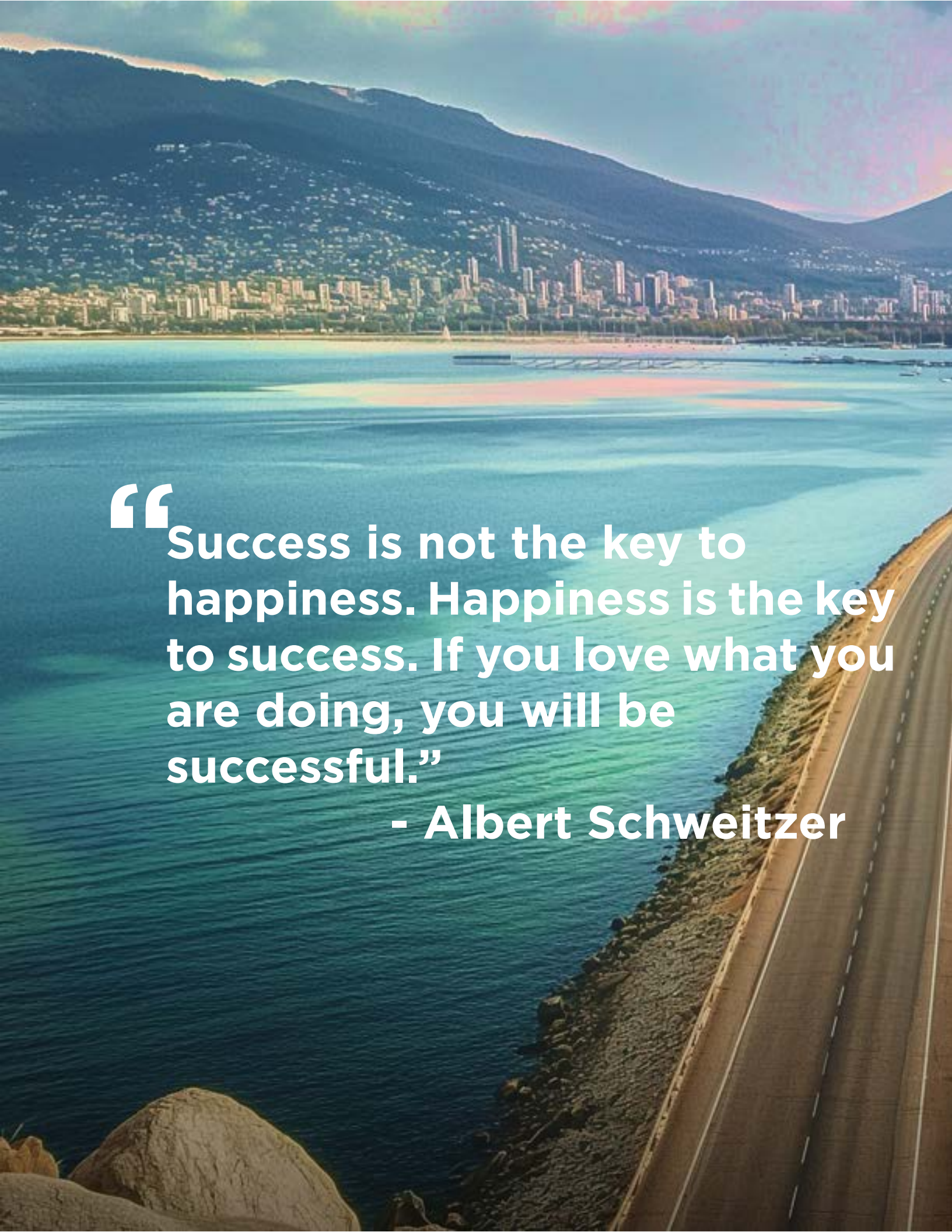
## Investment Manager

The Company appointed Mayberry Asset Managers Limited (MAM) as Investment Manager in 2017. The investment management agreement provides for MAM to act as agent in the name of MJE and full authority to make decisions to invest and manage the investment assets of the Company at its discretion but subject to specified guidelines and shall abide by any statement of investment objectives and specific investment restrictions applicable to the investment assets.

## Investment Management and Performance Incentive Fee

- (i) A Management Fee calculated as 0.50% of the Net Asset Value is payable quarterly; and
- (ii) An Incentive Fee of 8% of any increase in MJE’s Comprehensive Income is calculated and payable on December 31 each year based on the audited financial reports. No Incentive Fee is payable if the net book value per share falls below previous levels attained (“hurdle per share”) until and unless those previous levels are regained and surpassed.





“Success is not the key to happiness. Happiness is the key to success. If you love what you are doing, you will be successful.”

- Albert Schweitzer







A vibrant tropical beach scene with turquoise water, white sand, and lush green foliage under a blue sky with fluffy white clouds. The image is framed by a white border.

# GROUP ST

**Mayberry Group  
Limited**

**All Other  
Shareholders**



# STRUCTURE

2023

2022

50.4%

50.4%

49.6%

49.6%





# Corporate Governance

## Overview

Mayberry Jamaican Equities Limited (“MJE”) is committed to the highest standard of corporate governance and the maintenance of an effective framework for the management and control of its business. Good governance thwarts complacency and supports efficient decision making. The Company follows the principles of leading companies listed on the Jamaica Stock Exchange and Local and International best practices.

The Corporate Governance Policy as adopted and approved by the Board of Directors of MJE, complies with the applicable laws and regulations, as well as locally and internationally accepted best practices; consistent with the provisions of the PSOJ Corporate Governance Code 2021 and Rules of the Jamaica Stock Exchange. **The Corporate Governance Policy is available on our website at <https://www.mayberryinv.com/mje/investor-relations/>.**

## Board Role and Function

The main role of the Board of Directors is to provide effective oversight and leadership of the Company’s affairs for the ultimate benefit of its shareholders and its stakeholders. They set the values and standards of the Company to ensure they align with its strategic objectives.

**The five points below outline the major areas of focus of the Board:**

- Sustained company growth
- Effective risk management
- Compensation decisions based on performance
- Integrity and ethical decision making
- Defined roles and responsibilities

All decisions made by the Board must be properly assessed based on all relevant information. It is incumbent that in all actions that are taken by the Board, the Directors must exercise sound judgement and independent thinking in what they perceive is the best interest of the company.



## Board Composition and Structure

As at December 31, 2023, the Board of Mayberry Jamaican Equities Ltd. consisted of five members. It is chaired by Mr. Christopher Berry and comprises three Executive Directors, one Independent Non-Executive and one Non-Executive Directors. The Board defines an Independent Non-Executive Director as someone who will bring an independent judgement to bear on issues before the board and to act in the best interest of the Company and its shareholders. A non-executive Director is deemed independent if they meet the aforementioned description of independence.

The Board is effective and considered to be of an appropriate size for the Company. The Board believes that the skills, knowledge and experience of the Directors is well balanced to provide the best level of critical thinking required to get the best results to improve all decision making. They are distinguished by their professional ability and integrity, and therefore are expected to have independent thinking. This signifies that, in making decisions on the behalf of the Company, the focus is firstly placed on the Company's best interest, and decisions are not influenced by personal relationships.

## Board Committees

The Board of MJE improves its effectiveness and efficiency through the establishment of various sub-committees to provide vital support in the execution of its fiduciary duties and responsibilities. Board sub-committees handle matters requiring more detailed review or in-depth analysis, and makes decisions on the behalf of the Board, or submits recommendations for its consideration. The major responsibility of the sub-committees is to assist the Board in carrying out its functions and ensure that there is independent oversight of internal controls and risk management. The Chairman of each Board Committee reports to the Board on the matters discussed at Committee meetings. **The Board has two committees, namely the Audit & Risk Committee and the Corporate Governance Committee.**



## Board Committee Composition

Name	Position	Audit & Risk	Corporate Governance
Christopher Berry	Executive Chairman	Member	
Konrad Berry	Executive Director		Member
Natalie Glitzenhim Augustin	Managing Director		Chairman
Richard Surage	Independent Director	Chairman	
FinDir Limited	Director	Member	Member

## Directors Attendance: Board and Committee Meetings

Name	Position	Board	Audit & Risk	Corporate Governance
Number of Meetings		2	4	1
Christopher Berry	Executive Chairman	2	4	
Konrad Berry	Executive Director	2		1
Natalie Glitzenhirn Augustin	Managing Director	2		1
Richard Surage	Independent Director	2	4	
FinDir Limited	Director	2	4	1

## Audit & Risk Committee

The Audit & Risk Committee assists the Board in performing its duties as it relates to internal control systems, risk management, internal and external audit functions, and statutory reports.

### Responsibilities include:

- Defining the Company's risk appetite
- Overseeing the Company's risk management framework
- Ensuring appropriate balance between downside risks and rewards in on-going and new business activities
- Monitoring the financial integrity of the financial statements of the Company
- Reviewing the external/internal audit needs of the Company and recommending the appointment of external auditors and their remuneration
- Monitoring the performance of the external auditors, their independence, objectivity and the effectiveness of their audit process
- Monitoring the internal audit and control systems of the Company, reviewing and approving the Company quarterly financial statements and management reports prior to release to the shareholders and the Jamaica Stock Exchange.

The specific roles and responsibilities of the Audit Committee are documented in the Audit Committee Charter approved by the Board which can be found on the company website at <https://www.mayberryinv.com/mje/investor-relations>.

## Directors' Remuneration

MJE compensates its Directors fairly and aligns remuneration with the Company's strategy. The level of compensation reflects the time, commitment and responsibilities involved and is appropriate to attract, retain and motivate the Directors. The remuneration of Directors is made up solely of fees, which are determined by their membership on various committees and any other objective circumstances that the Board may consider. Directors do not receive any share-based compensation but are however encouraged to purchase shares on the open market. The remuneration of Directors is disclosed in the annual report for transparency purposes.

## Corporate Governance Committee

The Corporate Governance Committee has responsibility for leading the Board appointment process and for identifying and nominating potential candidates for appointment to the Board. This process is established on the principles of transparency, objectivity and independence. The Committee also strives to achieve best practice standards in Corporate Governance, and is currently chaired by a certified Chartered Director.



## Shareholder Rights and Responsibilities

Efforts are made by the Board to ensure that its shareholders have different options to express their views, as well as engage the Company. The Board is committed to maintaining dialogue with shareholders and improving the Company's existing relations with them.

The Annual General Meeting (AGM) provides this to its Shareholders by giving them the opportunity to directly interact with the Directors of the Company. The Company also utilizes other communication channels that provide timely and equal access to information, such as the Company's website, the annual Report, publication of the financials and the use of traditional and social media marketing channels.

Shareholders are given the opportunity at AGMs to pose questions to the Chairman and to other members of the Board that may be present. The minutes of the AGMs are also prepared and made available to shareholders for review at the meeting. To complement these, the Investor Relations section of the Company's website at <https://www.mayberryinv.com/mje/investor-relations> provides access to Company announcements, media releases and audited financial statements and annual reports.

## Environmental Responsibility

MJE is committed to protecting and conserving the environment by ensuring that environmentally friendly initiatives are integrated into our core business activities, thereby minimizing the negative impact of our operations on the environment. To demonstrate our commitment to this effort, MJE has sought to digitize a number of its processes, thus limiting the use of paper and other resources.

Enquiries from individuals and institutional investors on matters relating to their shareholdings and MJEs' business are welcomed. Please feel free to contact the Managing Director at [natalie.agustin@stluciafinance.com](mailto:natalie.agustin@stluciafinance.com) to share your opinions, suggestions, and concerns with us.

“

**The stock market is filled with individuals who know the price of everything, but the value of nothing.”**

**- Philip Fisher**



# PERFORMANCE HIGHLIGHTS

FOR THE YEAR ENDED DECEMBER 31, 2023

## TOTAL ASSETS

(2%)

DECREASE OVER 2022

DEC. 2023: US\$158.8M  
DEC. 2022: US\$161.3M

## CLOSING SHARE PRICE

(24%)

DECREASE OVER 2022

DEC. 2023: JS\$9.95  
DEC. 2022: J\$13.16



## TOTAL EQUITY TO SHAREHOLDERS

(14%)

DECREASE OVER 2022

DEC. 2023: US\$112.1M  
DEC. 2022: US\$130.9M



## EARNINGS PER SHARE

(146%)

DECREASE OVER 2022  
YTD DEC 2022

YTD DEC. 2023: (US\$0.013)  
YTD DEC. 2022: US\$0.028

## NET BOOK VALUE PER SHARE

(14%)

DECREASE OVER 2022

DEC. 2023: US\$0.093M  
DEC. 2022: US\$0.109M

## TOTAL COMPREHENSIVE LOSS

(154%)

DECREASE OVER  
YTD DEC 2022

YTD DEC. 2023: (US\$18.3M)  
YTD DEC. 2022: US\$34.2M





# 10 YEAR

## Performance Highlights

USD Profit and Loss	2014 \$'000	2015 \$'000	2016 \$'000	2017 \$'000
Total Operating Income/(Loss)	7,053	2,758	2,434	10,292
Operating Expenses	865	8	918	8,560
Profit/(Loss) before Taxation	7,082	2,826	1,301	3,212
Net Profit/(Loss)	7,071	2,817	1,260	3,120
Total Comprehensive Income/(Loss)	5,570	19,594	9,379	18,183
Balance Sheet				
Total Assets	40,053	67,696	62,653	77,446
Total Liabilities	8,499	18,035	11,076	6,335
Total Equity	31,554	49,661	51,576	71,112
Number of issued shares (units)	20,555	20,555	20,555	1,201,149
Key Financial Ratios				
Earnings per stock unit	\$0.34	\$0.14	\$0.06	\$0.003
Net book value per stock unit	\$1.54	\$2.42	\$2.51	\$0.06
Return on Equity	22.4%	5.7%	2.4%	4.4%
Return on Average Assets	17.7%	4.2%	2.0%	4.0%
Asset Growth(%)	(13.7%)	69.0%	(7.4%)	23.6%
Net Profit Growth (%)	117.8%	(60.2%)	(55.3%)	147.6%

2018 \$'000	Restated 2019 \$'000	Restated 2020 \$'000	2021 \$'000	2022 \$'000	2023 \$'000
5,034	3,884	(26,650)	19,853	37,977	(10,316)
3,549	3,967	1,069	2,033	3,124	1,394
758	(1,428)	(29,018)	16,433	33,193	(15,899)
816	(1,473)	(28,627)	16,450	33,193	(15,899)
28,478	33,589	(45,807)	13,913	34,177	(18,292)
118,668	150,679	99,834	119,638	161,263	158,763
20,249	20,520	15,998	22,374	30,301	46,636
98,419	130,159	83,836	97,264	130,962	112,127
1,201,149	1,201,149	1,201,149	1,201,149	1,201,149	1,201,149
\$0.001	(\$0.001)	(\$0.024)	\$0.014	\$0.028	(\$0.013)
\$0.09	\$0.11	\$0.07	\$0.08	US\$0.011	-\$0.093
1.0%	(1.3%)	(26.8%)	16.9%	25.3%	(14.2%)
0.7%	(1.0%)	(28.7%)	13.7%	20.6%	(10.0%)
53.2%	27.0%	(33.7%)	19.8%	34.8%	(1.6%)
(73.8%)	(280.5%)	(1843.5%)	157.5%	101.8%	(147.9%)





# MJE Portfolio

**BLUE POWER  
GROUP LTD**

**WIGTON  
WINDFARM LTD**

**LASCO DISTRIBUTORS  
LTD**

**LUMBER DEPOT  
LTD**

**QWI INVESTMENTS  
LTD**

**VICTORIA  
MUTUAL  
INVESTMENTS  
LTD**

**THE LIMNERS  
AND BARDS  
LTD**

**EDUFOCAL  
LTD**

**THE PLACE  
AMUSEMENT  
COMPANY  
(1921)**

**tTECH LTD**

**CARIBBEAN  
CREAM LTD**

**LASCO  
MANUFACTURING  
LTD**

**MAIN EVENT  
ENTERTAINMENT  
GROUP LTD**

**SUPREME  
VENTURES LTD**

**MAYBERRY  
INVESTMENTS LTD**

**FUTURE ENERGY  
SOURCE  
COMPANY LTD**

**NATIONAL  
COMMERCIAL BANK  
FINANCIAL GROUP**

**PARAMOUNT  
TRADING  
(JAMAICA) LTD**



**CARGO  
HANDLERS  
LTD**

**ELITE CATERING  
SERVICES LTD**

**JAMAICA TEAS  
LTD**

**JAMAICA  
PRODUCERS  
GROUP LTD**

**CARIBBEAN  
ASSURANCE  
BROKER LTD**

**CARIBBEAN  
PRODUCERS  
(JAMAICA)LTD**

**FONTANA LTD**

**JAMAICA  
BROILERS  
GROUP LTD**

**CARRERAS LTD**

**DOLLA  
FINANCIAL  
SERVICES LTD**

**GENERAL  
ACCIDENT  
INSURANCE  
COMPANY(JA)  
LTD**

**JETCON  
CORPORATION  
LTD**

**CARIBBEAN  
CEMENT  
COMPANY LTD**

**DERRIMON  
TRADING LTD**

**GRACEKENNEDY  
LTD**

**JMMB GROUP  
LTD**

**THE JAMAICA STOCK  
EXCHANGE LTD**

**LASCO  
FINANCIAL SERVICES  
LTD**

**MEDICAL  
DISPOSABLE &  
SUPPLIES LTD**

**IRONROCK  
INSURANCE  
COMPANY LTD**

**SAGICOR GROUP  
JAMAICA LTD**

**STATIONERY AND  
OFFICE SUPPLIES  
LTD**



# Management Discussion & Analysis

## Economic and Business Environment

The Jamaican economy continued to recover in 2023 as Gross Domestic Product (GDP) for the third quarter increased by 2.1% year on year. The performance stemmed from a 2.1% increase in the Services and a 2.1% growth in the Goods Producing Industries, reflecting the economy's ongoing recovery from the effects of the COVID-19 pandemic.

Since the onset of the COVID-19 pandemic ten consecutive quarters ago, the island's tourism sector has consistently achieved remarkable growth figures, encompassing both revenue generation and visitor arrivals. The Ministry of Tourism noted that the influx of visitors is expected to generate US\$4.265 billion in tourism earnings for 2023, representing a projected increase of 17.8% over total inflows for 2022, and a 17.2% spike over the out-turn for the pre-pandemic year of 2019.

Economic activity and employment continues to rebound, inflows into the foreign exchange market are buoyant and the country's international reserves have remained strong. Recent developments in domestic inflation have prompted the Bank of Jamaica (BOJ) to maintain measures to influence a return of inflation to the Bank's target of 4% to 6% in the near to medium term.

## Gross Domestic Product (GDP)

According to the Statistical Institute of Jamaica (STATIN), the Jamaican economy grew by 2.1% during the third quarter of 2023 relative to Q3 2022.

The growth was attributed to increases in both the Services and Good Producing Industries (2.1%). In the services industries, growth was recorded in various sectors, including Transport, Storage & Communication (6.0%), Hotels & Restaurants (6.7%), Other Services (4.5%), Finance & Insurance Services (1.5%), Electricity & Water Supply (6.7%), Real Estate, Renting & Business Activities (0.9%), and Wholesale & Retail Trade; Repairs: Installation of Machinery & Equipment (0.3%). The growth in the Goods Producing Industries was largely attributable to higher output in Mining & Quarrying (103.1%) followed by Manufacturing (2.1%) and Construction (0.7%).

## Gross Domestic Product (GDP)



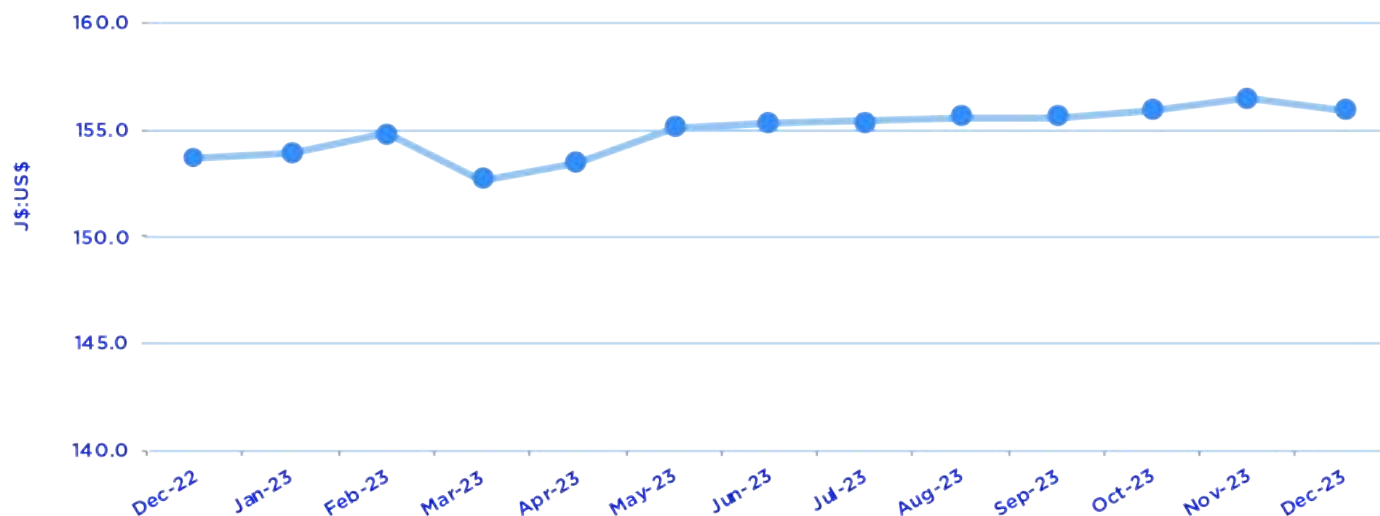


## Foreign Exchange

For the year 2023, the foreign exchange market observed a continuation of two-way movements in the exchange rate. The Jamaican dollar (JMD) appreciated against the USD for the month of December 2023. The JMD appreciated by \$0.51 to close the month at an average of \$155.94 relative to the \$156.45 recorded in November 2023. Year over year, the JMD has depreciated by approximately 1.46%.

The BOJ indicated that the foreign exchange market has remained relatively stable over the last four months. Additionally, the stability in the foreign exchange market reflects continued strong tourism and remittance inflows as well as actions taken by the bank to prevent undue volatility.

Exchange Rate Movements





## Net International Reserve

BOJ has reported that Jamaica’s Net International Reserves as at December 31, 2023 stood at US\$4,748.14 million, reflecting an increase of US\$150.55 million when compared to the US\$4,597.58 million reported at the end of November 2023.

Foreign Assets totalled US\$4,858.54 million, US\$131.33 million more than the US\$4,727.21 million reported in November 2023. ‘Currency & Deposits’ held by the BOJ as at December 31, 2023 totalled US\$3,162.43 million, reflecting an increase of US\$120.70 million compared to the US\$3,041.73 million reported in November 2023. ‘Securities’ were valued at US\$1,579.20 million; US\$9.90 million more than the US\$1,569.30 million reported at the end of November 2023. The country’s Special Drawing Rights rose to US\$80.22 million relative to the US\$79.71 million recorded a month prior. ‘IMF Reserve Position’ rose to US\$36.69 million from the US\$36.46 million reported last month. Liabilities to the IMF fell US\$19.22 million to US\$110.41 million against the US\$129.63 million reported at the end of November 2023.



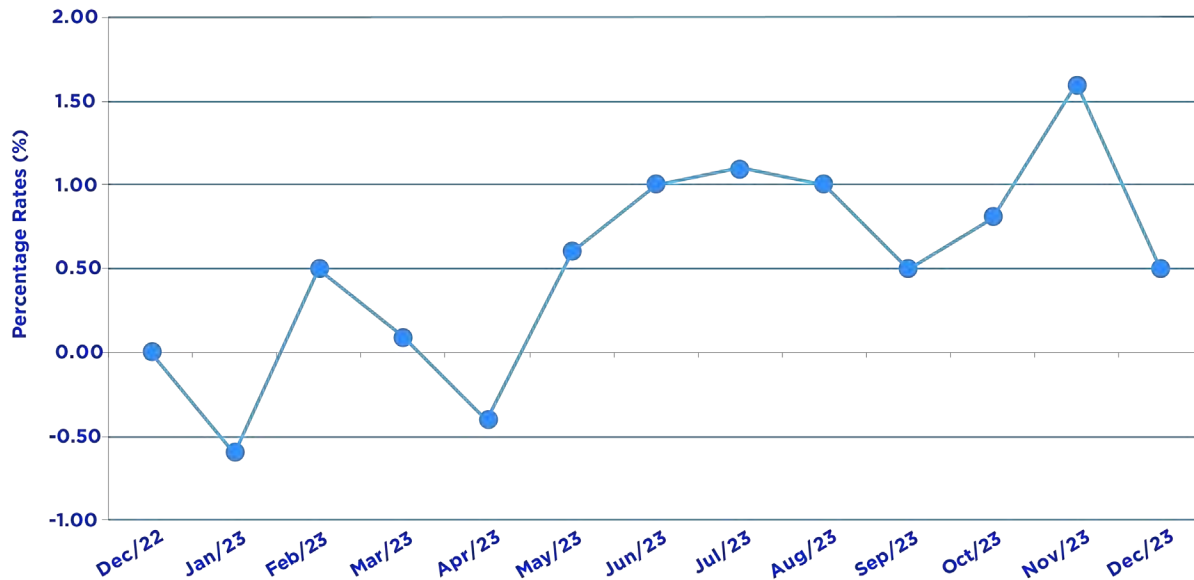
## Inflation

STATIN reported that for December 2023, the point-to-point inflation rate was +6.9%; 0.6 percentage points higher than the prior point-to-point inflation rate. However, for the month of December 2023, the inflation rate was +0.5%.

The main driver of the monthly increase (0.5%) was a 2.5% rise in the index for the ‘Housing, Water, Electricity, Gas and Other Fuels’ division, owing to higher rent, electricity, water, and sewage rates. Another contributor to the increase was a 0.3% rise in the index for the ‘Food and Non-Alcoholic Beverages’ division due mainly to increases in the classes: ‘Ready-made food and other food products n.e.c’ (4.2%) and ‘Fruit and nuts’ (1.8%). The monthly increase was tempered by a 0.4% fall in the index for the ‘Transport’ division, owing to lower fuel prices.

According to the BOJ, inflation is projected to continue to rise above the Bank’s target range for much of the period between the December 2023 and March 2025 quarters, primarily due to the continued impact of the increases in selected PPV fares.

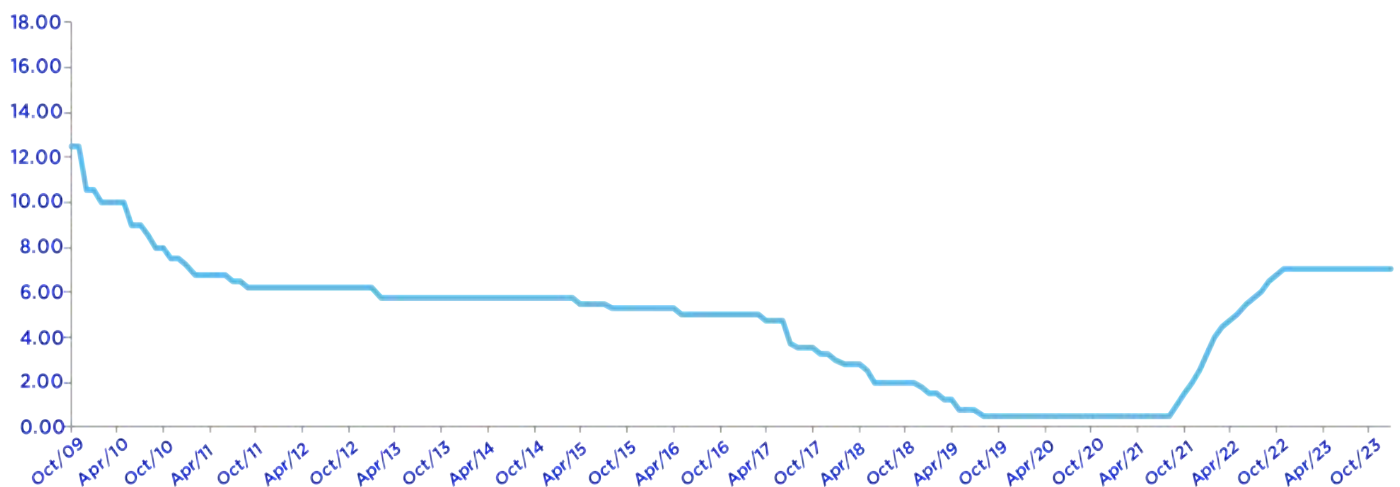
## CPI Index



## Policy Interest Rates

The Bank of Jamaica's Monetary Policy Committee (MPC) unanimously decided to maintain the policy interest rate at 7.0%, to preserve tight Jamaican dollar liquidity conditions, and ensure relative stability in the foreign exchange market. The MPC's decision was based on the positive trends in the key drivers of headline inflation, stable core inflation and the expectation that the impact of the public passenger vehicle (PPV) fare increase will be temporary. The BOJ's updated assessment of the inflation outlook forecasts inflation to continue to rise above the Bank's target range for much of the period between the December 2023 and March 2025 quarters, primarily due to the continued impact of the increases in selected PPV fares.

## BOJ's Policy Interest Rate





## MARKET DYNAMICS

### Equities Market

#### Jamaica Stock Exchange (JSE) Main and Junior Markets

On the last trading day of 2023, the market experienced a rally, leading to a gain of over one point in the JSE Combined Index, encompassing the JSE Main Market, JSE Junior Market, and JSE US Denominated Index.

The JSE Main Market Index closed the year ending December 29, 2023, at 325,699.79 points, reflecting a decline of 25,524.02 points or 7.84% relative to its initial 2023 level. Additionally, the JSE Junior Market Index closed the year 2023 at 3,848.33 points, declining by 63.22 points or 1.64%.

The JSE Main Market, comprising the most heavily capitalized stocks, recorded its third-worst performance in a decade. Its most severe downturn occurred in 2020, plummeting by 22.4% due to the impact of the pandemic. In contrast, the JSE Junior Market, featuring small and medium-sized companies broke a two-year streak of gains. During the pandemic in 2020, the junior market suffered a 21% decline.

#### JSE Main Market



## JSE Junior Market



## International

In the latter part of 2023, the International Monetary Fund (IMF) noted that the global economy was slowly recovering from the impacts of the pandemic, Russia's invasion of Ukraine, and a cost-of-living crisis. Despite disruptions in energy and food markets due to the war and efforts to combat high inflation through global monetary tightening, the economy has not stalled but was experiencing slow and uneven growth. There were significant divergences in global economic performance, with emerging markets and developing economies facing challenges in achieving a full recovery to pre-pandemic levels. Inflation, both headline and underlying, was gradually being brought under control. However, global growth was projected to slow from 3.5 percent in 2022 to 3 percent in 2023 and further to 2.9 percent in 2024, indicating a downgrade of 0.1 percentage point for 2024 compared to previous projections in July 2023. This forecast remains below the historical average.

The World Bank's Global Economic Prospects in June 2023 noted that the earlier resilience shown by global economic activity was anticipated to diminish. The global economy was poised for a significant slowdown in 2023, attributed to the ongoing tightening of monetary policy aimed at curbing high inflation. Subsequently, a modest recovery is projected for 2024, with an expected growth rate of 2.4 percent. Inflationary pressures persist, and the impact on growth from continued monetary tightening is projected to peak in 2023 across several major economies. Additionally, recent stress in the banking sector is anticipated to further constrain credit conditions.

Most economies prioritize achieving sustainable disinflation in response to the cost-of-living crisis. Given the potential risks of tighter monetary conditions and reduced growth impacting financial and debt stability, it is crucial to employ macroprudential measures and enhance mechanisms for debt restructuring. Targeted fiscal assistance is essential for focusing on those most affected by escalating food and energy prices.

Broad-based fiscal relief initiatives should be scaled back, to uphold the advantages of the rules-based multilateral system. Climate change should be addressed through emission reduction and increased green investment, as such, enhanced international cooperation is necessary.



## Overall Performance

MJE recorded a net loss of US\$15.9 million for the 12 months ended December 31, 2023, representing a decline of US\$49 million or 148% over the corresponding period in 2022. This performance was attributed mainly to net unrealized losses on investments in associates of US\$14.5 million for the period, representing a decline of 143% when compared to the similar period last year. This was offset by higher dividend income of US\$347K or 10%, along with improved unrealized gains on financial instruments at fair value through profit and loss (FVTPL) of US\$35K or 64%. The persistent high interest rate environment as well as high inflation levels in the economy negatively impacted the stock market throughout the financial year. Total operating expenses for the 12 months ended December 31, 2023 decreased by US\$1.7 million or 55% to US\$1.4 million when compared to the 2022 comparative period.

This resulted in a loss per share (LPS) of US\$0.013 for the 12 months ending December 31, 2023, versus earnings per share (EPS) of US\$0.028 for the 2022 comparative period.

## Total Comprehensive Income

The Company recorded total comprehensive loss of US\$18.3 million for the 12 months ended December 31, 2023. Other comprehensive income was due to changes in the fair value of equity investments carried at fair value through other comprehensive income (FVTOCI) which increased by US\$1.6 million or 125% to US\$329K. This was in addition to foreign currency translation losses of US\$2.7 million for the 12-month period due to the devaluation of the Jamaican dollar over the prior period.

### Total Comprehensive Income



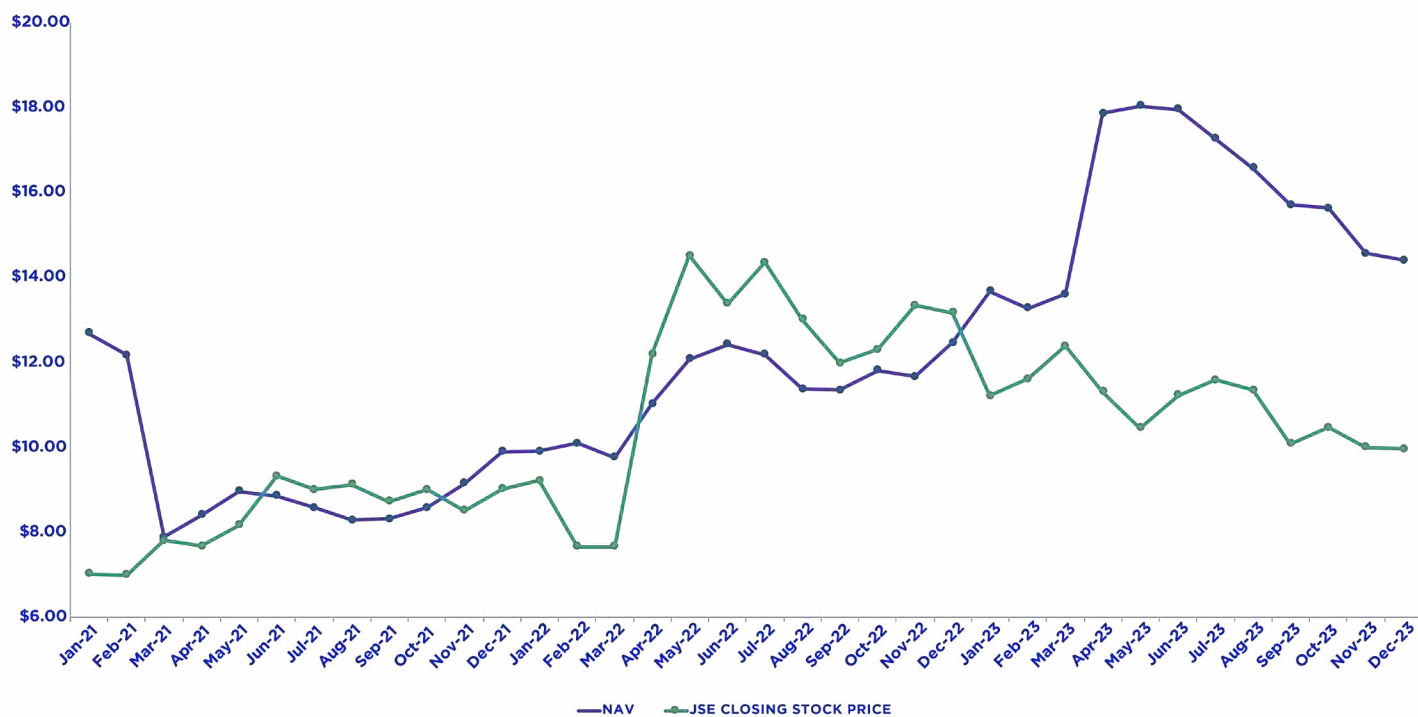
## Net Asset Value

The net book value per share decreased by 14.4% to US\$0.093 (J\$14.40) as at December 31, 2023, compared to US\$0.109 (J\$16.46) for the corresponding period in 2022. The decrease resulted primarily from the US\$12.5 million or 11% decrease in investments in associates to US\$106.7 million.

MJE's stock price closed at J\$9.95 on December 29, 2023, decreasing 24% over its price of J\$13.16 at December 31, 2022.

Total assets as at December 31, 2023 were valued at US\$158.8 million. This represents a 2% decrease from the US\$161.3 million reported as at December 31, 2022. The US\$2.5 million decrease was mainly attributable to an 11% decrease in investment in associates primarily due to the downward price movements for some key securities in that portfolio. This was offset by a US\$9.8 million or 25% increase in the carrying value of investment securities on account of net acquisitions to the portfolio.

## Net Asset Value





## Portfolio Information

MJE recorded net purchases in stock units of 36 million for the financial period ended December 31, 2023. During the year, MJE continued to alter the composition of the investment portfolio relying on the experience and expertise of the Investment Manager, Mayberry Asset Managers Limited (MAM).

Some of the criteria that the Company and MAM believe to be important when identifying and investing in Jamaican equities are: (i) attractive valuation, (ii) experienced and aligned management and (iii) strong competitive position in their industry. These alongside a constant evaluation of risk and whether the management teams can mitigate the risks.

The changes reflect the Investment Managers disposal of stocks, where the original investment thesis has played out and/or where they have identified other investment opportunities which present more attractive risk adjusted return opportunities.

The Company currently holds equities in 40 companies listed on the Main and Junior Markets of the Jamaica Stock Exchange (JSE).

There was a mixed turnaround in stock prices for some of the securities in the portfolio's Top Ten.

## Top Ten Performers

The top ten lists of stocks at December 31, 2023 reflects the addition of NCB Financial Group Limited (NCBFG) and Dolla Financial Services Limited. Securities no longer in the top ten included Blue Power Group Limited and Caribbean Cement Company Limited when compared to December 31, 2022.

- There have also been changes in the ranking of top ten stocks as a percentage of the total portfolio due to purchases, sales and relative capital appreciation.

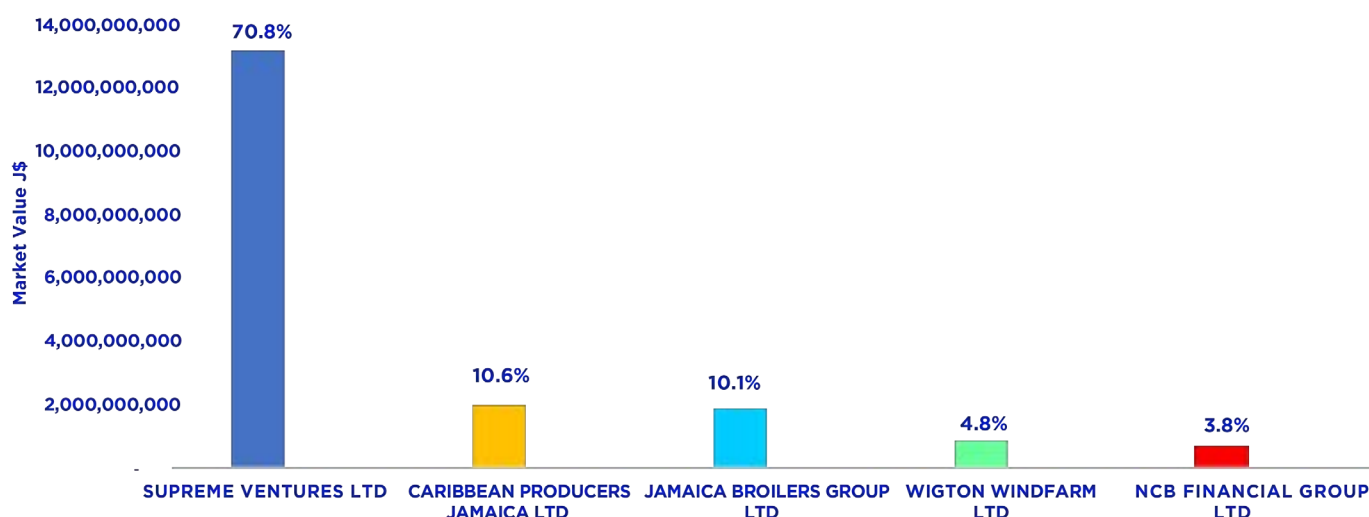
- The following top ten stocks reflect a net purchase of units during the financial year: Jamaica Broilers Group Limited, NCBFG, Supreme Ventures Limited, JMMBGL and Sagicor Group Jamaica Limited.

- The following top ten stocks reflect a net sale of units during the financial year: Derrimon Trading Limited, Carreras Limited, Caribbean Cement Company Limited, NCBFG and GraceKennedy Limited.

TEN LARGEST HOLDINGS (VALUE OF SHARES) AS AT DEC 31,2022	
STOCK	% OF TOTAL VALUE OF INVESTMENTS
SVL	60.7%
CPJ	10.8%
JBG	3.7%
WIG	3.5%
LASF	3.2%
JMMBGL	3.0%
GK	3.0%
DTL	2.9%
BPOW	1.4%
CCC	1.3%

TEN LARGEST HOLDINGS (VALUE OF SHARES) AS AT DEC 31,2023	
STOCK	% OF TOTAL VALUE OF INVESTMENTS
SVL	54.8%
CPJ	8.2%
JBG	7.8%
WIG	3.7%
NCBFG	2.9%
GK	2.8%
DOLLA	2.7%
JMMBGL	2.6%
DTL	2.2%
LASF	2.1%

## Top 5 Shareholdings





## Dividend Income

For the year ended December 31, 2023, MJE reported dividend income of US\$3.9 million, compared to US\$3.6 million representing a 10% increase over the corresponding period in 2022. The major contributors to dividend revenues were Supreme Ventures Limited, Jamaica Broilers Group Limited, GraceKennedy Limited, Lasco Financial Services Limited and Dolla Financial Services Limited.

## Dividend Income



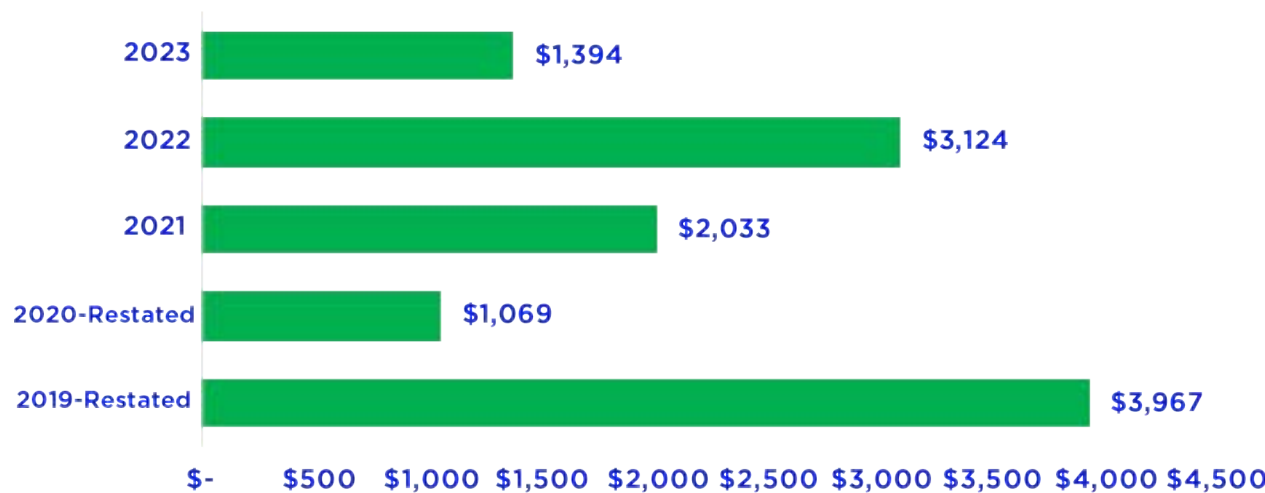
## Payment of Dividends

On July 31, 2023, a dividend of US\$544K was paid following the Board's approval of an ordinary dividend payment of US\$0.0005 per share. The payment was made to shareholders on record as of July 12, 2023.

## Operating Expenses

Total operating expenses for the year ended December 31, 2023 decreased by US\$1.7 million to US\$1.4 million when compared to the corresponding period in the prior year. The reduction year to date was mainly attributable to lower expenses incurred for incentive fees paid to the Investment Manager due to the losses incurred on the funds under management.

## Operating Expenses



## Statement of Financial Position

### Assets

Total assets as at December 31, 2023 were valued at US\$158.8 million. This represents a 2% decrease from the US\$161.3 million reported as at December 31, 2022.

The US\$2.5 million decrease was mainly attributable to an 11% decrease in investment in associates primarily due to the downward price movements for some key securities in that portfolio.

This was offset by a US\$9.8 million or 25% increase in the carrying value of investment securities on account of net acquisitions to the portfolio.

### Asset Categories

Cash resources of US\$1.4 million represented amounts used for day-to-day operational activities, a decline of US\$924K when compared to the year ended December 31, 2022.

Investment securities increased by US\$9.9 million or 25%. This was primarily driven by Jamaica Broilers Group Limited, Dolla Financial Services Limited and NCB Financial Group Limited. The portfolio has investments in diverse sectors, namely: entertainment, retail, manufacturing, agriculture, conglomerates, banking, insurance and financial services.

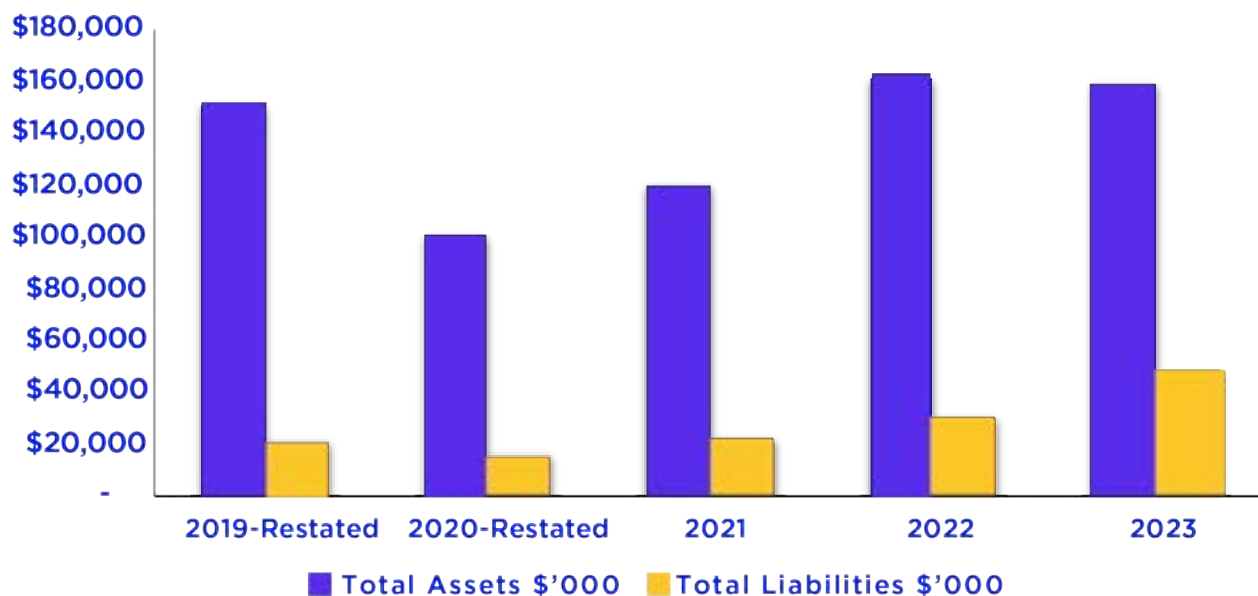
Investment in associates of US\$106.7 million-decreased by US\$12.5 million or 11%. This was mainly attributable to a decline in the market value of investment in associates for Supreme Ventures Limited of US\$11 million or 11%, Caribbean Producers Jamaica Limited of US\$4.3 million or 25%, and Lasco Financial Services Limited of US\$1.7 million or 34%. The balance comprises associates at FVTPL: Supreme Ventures Limited US\$85.6 million, Caribbean Producers Jamaica Limited US\$12.9 million, Lasco Financial Services Limited US\$3.3 million, Dolla Financial Services Limited US\$4.2 million and IronRock Insurance Company Limited US\$682K as at December 31, 2022.

Other receivables totaled US\$133K, an increase of approximately US\$77K or 139%, relative to the corresponding period for 2022.

### Liabilities

Total liabilities amounted to US\$46.6 million as at December 31, 2023, an increase of US\$16.3 million or 54% compared to the corresponding period in 2022, driven mainly by an increase in funding from debt for investment purchases.

### Total Assets and Liabilities

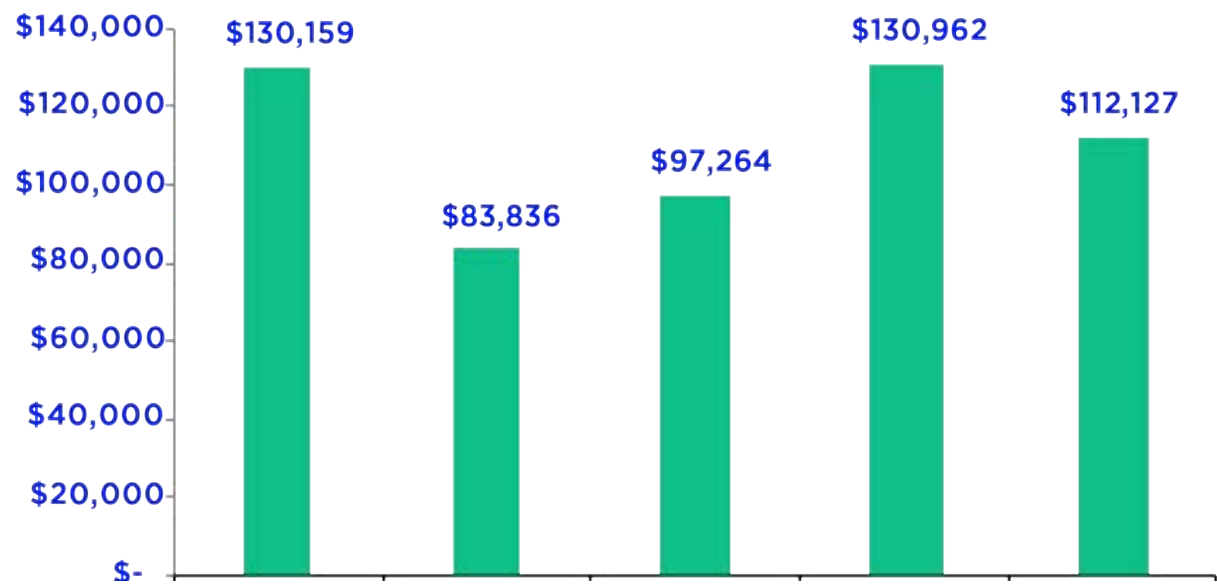




## Equity

MJE’s capital base continues to be strong, closing the year with US\$112.1 million in shareholders’ equity compared to US\$130.9 million for the similar period in 2022. This was attributable primarily to a decrease in retained earnings for the 12-month period by US\$16.2 million. This was offset by a year-over-year increase in total fair value reserves of US\$133K due primarily to the price appreciation of some equities classified as FVTOCI.

### Equity



# MJE

MAYBERRY JAMAICAN EQUITIES

The only Jamaican stock you need to own



**Address**

11/2 Oxford Road, Kingston 5, Jamaica



**Phone**

876. 929. 1908-9



**Fax**

876. 929. 1501



**Email**

[sales@mayberryinv.com](mailto:sales@mayberryinv.com)



**Instagram**

[MayberryInvJa](#)



**Facebook**

[MayberryInvJa](#)



**LinkedIn**

[MayberryInvestmentsLimited](#)





# Risk Management

MJE continues to effectively manage risk in response to the ever-changing economic and investment landscape. This year was one of great economic uncertainty for listed companies due to significant interest rate increases, foreign exchange rate interventions and persistent inflation exceeding 6%. During this period, the Company found it prudent to effectively manage its risk and has demonstrated a strong understanding of the primary risks which may affect its viability and shareholders return. The key risk areas include Operational Risk, Market Risk, Liquidity Risk, and Credit Risk, which are further broken down below:

## Operational Risk

Operational risk remains a focal point for MJE, encompassing potential losses stemming from internal processes, human factors, and external events. Amidst the current economic climate, MJE prioritizes monitoring key operational risks, including information technology disruptions, data protection vulnerabilities, resilience challenges, and threats of theft and fraud. By actively assessing and mitigating these risks, MJE ensures alignment with its risk appetite while pursuing strategic objectives.

## Market Risk

MJE recognizes the volatility inherent in market variables such as stock prices and interest rates, exerting significant influence on portfolio value and returns.

### I. Equity Price Risk

Equity price risk refers to the potential for the price of a stock or other equity investment to fluctuate in value due to a variety of factors, such as changes in market conditions, company performance, or other external factors. The Company continues to diversify its portfolio to minimize industry and economic shocks to the portfolio.

### II. Foreign Exchange Risk

The Company invests in foreign-denominated securities and will face the risk of fluctuations in exchange rates, that may negatively impact the value of investments denominated in those currencies. Publicly available data, market metrics and statistical techniques such as Value-at-Risk (VaR) are used to quantify and track market risks. These tools are used to guide the Board's decision-making and ensure alignment with risk appetite and tolerance level.



## Liquidity

Liquidity risk, characterized by the potential inability to meet payment obligations in a timely manner, remains a priority for MJE. The company maintains adequate liquidity positions to capitalize on opportunities in the local stock market while prudently managing cash inflows from invested Companies' dividends. By ensuring sustainable liquidity management practices, MJE mitigates the risk of financial instability and optimizes resource allocation.

## Credit Risk

Credit risk is defined as the potential loss arising from a borrower or counterparty failing to meet its obligations in accordance with the agreed terms. The Company also maintains its level of credit respect as a percentage of its overall portfolio as it continues to effectively meet its debt obligations. By upholding prudent credit practices, MJE effectively fulfills its debt obligations while safeguarding shareholder value.

## Conclusion:

Through diligent monitoring and proactive measures, we have effectively managed our risk exposures. As we move forward, we will remain steadfast in our risk management practices driving sustainable growth and value for our stakeholders.



# Mayberry Jamaica Equities Limited

## Top Ten Shareholders

as at December 31, 2023

NAME	SHAREHOLDINGS
MAYBERRY INVESTMENTS LIMITED	682,275,815
PWL BAMBOO HOLDINGS LIMITED	122,691,031
KONRAD BERRY	81,744,294
VDWSD LIMITED	67,252,400
MAYBERRY ASSET MANAGERS LIMITED	41,122,865
MANWEI INTERNATIONAL LIMITED	33,798,527
KMB HOLDINGS INC	20,257,740
THE MAYBERRY FOUNDATION LIMITED	10,554,868
KONRAD LIMITED	7,432,031
A+ MEDICAL CENTRE	6,641,141

### CONNECTED PARTIES

A+ MEDICAL CENTRE	6,641,141
-------------------	-----------

## Shareholdings of Directors and Sinor Management as at December 31,2023

NAME	SHAREHOLDINGS	CONNECTED PARTIES
CHRISTOPHER BERRY	5,890,241	143,174,056
KONRAD MARK BERRY	81,744,294	12,361,024
NATALIE AUGUSTIN	253,300	-
RICHARD SURAGE	-	-





# Audited Financial Statements

---

Financial year ended  
December 31, 2023



## **Mayberry Jamaican Equities Limited**

**Financial Statements  
31 December 2023**



# Mayberry Jamaican Equities Limited

Index

31 December 2023

---

## Page

Independent Auditors' Report to the Members

### Financial Statements

Statement of financial position	1
Statement of profit or loss and other comprehensive income	2
Statement of changes in shareholders' equity	3
Statement of cash flows	4
Notes to the financial statements	5 – 30



## Independent auditors' report

To the Members of Mayberry Jamaican Equities Limited

### Report on the audit of the financial statements

---

#### Our opinion

In our opinion, the financial statements present fairly, in all material respects, the financial position of Mayberry Jamaican Equities Limited (the Company) as at 31 December 2023, and its financial performance and its cash flows for the year then ended in accordance with IFRS Accounting Standards.

#### What we have audited

The Company's financial statements comprise:

- the statement of financial position as at 31 December 2023;
- the statement of profit or loss and other comprehensive income for the year then ended;
- the statement of changes in shareholders' equity for the year then ended;
- the statement of cash flows for the year then ended; and
- the notes to the financial statements, comprising material accounting policy information and other explanatory information.

---

#### Basis for opinion

We conducted our audit in accordance with International Standards on Auditing (ISAs). Our responsibilities under those standards are further described in the *Auditors' responsibilities for the audit of the financial statements* section of our report.

We believe that the audit evidence we have obtained is sufficient and appropriate to provide a basis for our opinion.

#### Independence

We are independent of the Company in accordance with the International Code of Ethics for Professional Accountants (including International Independence Standards) issued by the International Ethics Standards Board for Accountants (IESBA Code). We have fulfilled our other ethical responsibilities in accordance with the IESBA Code.

PricewaterhouseCoopers East Caribbean, Unit 111 Johnsons Centre, No. 2 Bella Rosa Road, P.O. Box BW 304,  
Gros Islet, St. Lucia, West Indies  
T: (758) 722 6700, [www.pwc.com/bb](http://www.pwc.com/bb)

A full listing of the partners of PricewaterhouseCoopers East Caribbean is available upon request.



## Our audit approach

### Audit scope

As part of designing our audit, we determined materiality and assessed the risks of material misstatement in the financial statements. In particular, we considered where management made subjective judgements; for example, in respect of significant accounting estimates that involved making assumptions and considering future events that are inherently uncertain. As in all of our audits, we also addressed the risk of management override of internal controls, including, among other matters, consideration of whether there was evidence of bias that represented a risk of material misstatement due to fraud.

We tailored the scope of our audit in order to perform sufficient work to enable us to provide an opinion on the financial statements as a whole, taking into account the structure of the Company, the accounting processes and controls, and the industry in which the Company operates.

### Key audit matters

Key audit matters are those matters that, in our professional judgment, were of most significance in our audit of the financial statements of the current period. These matters were addressed in the context of our audit of the financial statements as a whole, and in forming our opinion thereon, and we do not provide a separate opinion on these matters.

Key audit matter	How our audit addressed the key audit matter
<p><i>Investment in Associates</i></p> <p><i>Refer to notes 2 (b), 3 (a) and 8 to the financial statements for disclosures of related accounting policies and balances.</i></p> <p>The Company's total investments in associates was US \$106.7 million as at 31 December 2023, representing holdings in certain investment securities, which range between 10% to 21% of the issued share capital and where there is board and/or board sub-committee representation.</p> <p>As per the Company's accounting policies, management recognises associates as all entities over which the Company has significant influence but not control, generally accompanying a shareholding of 20% of the voting rights. As the Company is deemed to have a similar business model to an investment entity as defined by IFRS 10, the Company has elected the exemption from applying the equity method in IAS 28 for its</p>	<p>We performed the following procedures, amongst others, as it pertains to Investment in Associates as follows:</p> <ul style="list-style-type: none"> <li>Performed inquiries and evaluated management's accounting policies against the requirements of the applicable accounting standards;</li> <li>Read and evaluated management's position papers on the determination of the designation of the investments as associated companies;</li> <li>Independently confirmed shareholdings of related associates with the local securities deposits registry;</li> <li>Corroborated board and sub committee membership through inspection of published submissions to the Jamaica Stock Exchange; and</li> </ul>

investment in associates and recognises its investment in associates at FVTPL in accordance with IFRS 9.

We focused our audit efforts on this balance due to its material impact on the financial statements. The determination of the applicable accounting standard being IAS 28, Investment in Associated Companies and Joint Ventures, versus IFRS 9, Financial Instruments, involved a level of applied judgement by management.

- Challenged management's assertion that it qualifies for the exemption from equity accounting under IAS 28 paragraph 18 by assessing the following:
  - The nature of the Company's operations;
  - How the business is managed; and
  - How the performance of the Company is assessed and management of the Company is remunerated; and
  - Compared the underlying information to the types of entities that IAS 28 describes as being eligible for exemption.

Based on the results of our audit procedures, management's application of accounting policies are not unreasonable.

### Other information

Management is responsible for the other information. The other information comprises the Annual Report (but does not include the financial statements and our auditors' report thereon), which is expected to be made available to us after the date of this auditors' report.

Our opinion on the financial statements does not cover the other information and we will not express any form of assurance conclusion thereon.

In connection with our audit of the financial statements, our responsibility is to read the other information identified above when it becomes available and, in doing so, consider whether the other information is materially inconsistent with the financial statements or our knowledge obtained in the audit, or otherwise appears to be materially misstated.

When we read the Annual Report, if we conclude that there is a material misstatement therein, we are required to communicate the matter to those charged with governance.

### Responsibilities of management and those charged with governance for the financial statements

Management is responsible for the preparation and fair presentation of the financial statements in accordance with IFRS Accounting Standards and for such internal control as management determines is necessary to enable the preparation of financial statements that are free from material misstatement, whether due to fraud or error.

In preparing the financial statements, management is responsible for assessing the Company's ability to continue as a going concern, disclosing, as applicable, matters related to going concern and using the going concern basis of accounting unless management either intends to liquidate the Company or to cease operations, or has no realistic alternative but to do so.



Those charged with governance are responsible for overseeing the Company's financial reporting process.

---

### Auditors' responsibilities for the audit of the financial statements

Our objectives are to obtain reasonable assurance about whether the financial statements as a whole are free from material misstatement, whether due to fraud or error, and to issue an auditors' report that includes our opinion. Reasonable assurance is a high level of assurance, but is not a guarantee that an audit conducted in accordance with ISAs will always detect a material misstatement when it exists. Misstatements can arise from fraud or error and are considered material if, individually or in the aggregate, they could reasonably be expected to influence the economic decisions of users taken on the basis of these financial statements.

As part of an audit in accordance with ISAs, we exercise professional judgment and maintain professional scepticism throughout the audit. We also:

- Identify and assess the risks of material misstatement of the financial statements, whether due to fraud or error, design and perform audit procedures responsive to those risks, and obtain audit evidence that is sufficient and appropriate to provide a basis for our opinion. The risk of not detecting a material misstatement resulting from fraud is higher than for one resulting from error, as fraud may involve collusion, forgery, intentional omissions, misrepresentations, or the override of internal control.
- Obtain an understanding of internal control relevant to the audit in order to design audit procedures that are appropriate in the circumstances, but not for the purpose of expressing an opinion on the effectiveness of the Company's internal control.
- Evaluate the appropriateness of accounting policies used and the reasonableness of accounting estimates and related disclosures made by management.
- Conclude on the appropriateness of management's use of the going concern basis of accounting and, based on the audit evidence obtained, whether a material uncertainty exists related to events or conditions that may cast significant doubt on the Company's ability to continue as a going concern. If we conclude that a material uncertainty exists, we are required to draw attention in our auditors' report to the related disclosures in the financial statements or, if such disclosures are inadequate, to modify our opinion. Our conclusions are based on the audit evidence obtained up to the date of our auditors' report. However, future events or conditions may cause the Company to cease to continue as a going concern.
- Evaluate the overall presentation, structure and content of the financial statements, including the disclosures, and whether the financial statements represent the underlying transactions and events in a manner that achieves fair presentation.

We communicate with those charged with governance regarding, among other matters, the planned scope and timing of the audit and significant audit findings, including any significant deficiencies in internal control that we identify during our audit.

We also provide those charged with governance with a statement that we have complied with relevant ethical requirements regarding independence, and to communicate with them all relationships and other matters that may reasonably be thought to bear on our independence, and where applicable, actions taken to eliminate threats or safeguards applied.



From the matters communicated with those charged with governance, we determine those matters that were of most significance in the audit of the financial statements of the current period and are therefore the key audit matters. We describe these matters in our auditors' report unless law or regulation precludes public disclosure about the matter or when, in extremely rare circumstances, we determine that a matter should not be communicated in our report because the adverse consequences of doing so would reasonably be expected to outweigh the public interest benefits of such communication.

---

The engagement partner on the audit resulting in this independent auditors' report is Tonya Graham.

*PricewaterhouseCoopers*

Chartered Accountants  
Castries, St. Lucia  
26 February 2024



# Mayberry Jamaican Equities Limited

## Statement of Financial Position

31 December 2023

(expressed in United States dollars unless otherwise indicated)

	Note	2023 \$	2022 \$
<b>ASSETS</b>			
Cash and deposits	4	1,445,727	2,370,150
Reverse repurchase agreement	5	1,009,272	-
Investment securities	7	49,447,620	39,562,421
Investments in associates	8	106,726,973	119,274,824
Other receivables		132,926	55,655
<b>Total Assets</b>		<b>158,762,518</b>	<b>161,263,050</b>
<b>LIABILITIES</b>			
Due to related company	9(b)	39,052,797	7,263,456
Accounts payable	10	1,075,948	1,855,345
Debt security in issue	13	24,917	14,559,660
Promissory note payable	12	6,482,222	6,622,157
<b>Total Liabilities</b>		<b>46,635,884</b>	<b>30,300,618</b>
<b>EQUITY</b>			
Share capital	15	20,556,260	20,556,260
Fair value reserve	16	5,690,985	5,557,924
Translation reserve	17	(34,652,216)	(31,930,901)
Retained earnings		120,531,605	136,779,149
<b>Total Equity</b>		<b>112,126,634</b>	<b>130,962,432</b>
<b>TOTAL LIABILITIES AND EQUITY</b>		<b>158,762,518</b>	<b>161,263,050</b>

Approved for issue by the Board of Directors on 26 February 2024 and signed on its behalf by:

DocuSigned by:

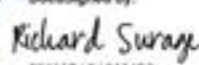


9AAA0384C383463

Christopher Berry

Chairman

DocuSigned by:



5369881CA208489

Richard Surage

Director

The accompanying notes on pages 5 – 30 form an integral part of these financial statements.

# Mayberry Jamaican Equities Limited

## Statement of Profit or Loss and Other Comprehensive Income

Year ended 31 December 2023

(expressed in United States dollars unless otherwise indicated)

	Note	2023 \$	2022 \$
<b>Operating Income</b>			
Dividend income		3,935,445	3,587,640
Net unrealized gains on financial instruments at FVTPL		91,781	54,944
Net unrealized (losses)/gains on investments in associates at FVTPL		(14,534,479)	34,190,302
Interest income	18	75,293	21,449
Net trading gains		92,014	140,114
Net foreign exchange gains/(losses)		23,646	(17,454)
Total operating (losses)/income		(10,316,300)	37,976,995
Interest expense	18	(4,188,453)	(1,659,923)
Net operating (losses)/income		(14,504,753)	36,317,072
<b>Operating Expenses</b>			
Audit fees		(27,519)	(23,816)
Other expenses	19	(1,366,817)	(3,099,955)
		(1,394,336)	(3,123,771)
<b>(Loss)/Profit before Taxation</b>		(15,899,089)	33,193,301
Taxation credit	20	-	-
<b>Net (Loss)/Profit for the year</b>		(15,899,089)	33,193,301
<b>Other Comprehensive Income, net of tax -</b>			
<i>Item that will not be reclassified to profit or loss:</i>			
Changes in the fair value of equity investments at FVTOCI		328,841	(1,324,686)
<i>Item that may be subsequently reclassified to profit or loss:</i>			
Foreign currency translation adjustments		(2,721,315)	2,308,422
<b>Total other comprehensive (loss)/ income, net of tax</b>		(2,392,474)	983,736
<b>Total Comprehensive (loss)/ income for the Year</b>		(18,291,563)	34,177,037
<b>Earnings per stock unit</b>			
Basic and fully diluted	21(a)	-0.013	0.028

The accompanying notes on pages 5 – 30 form an integral part of these financial statements.



## Mayberry Jamaican Equities Limited

### Statement of Changes in Shareholders' Equity

Year ended 31 December 2023

(expressed in United States dollars unless otherwise indicated)

	Number of Shares	Share Capital \$	Fair Value Reserve \$	Translation Reserve	Retained Earnings \$	Total \$
<b>Balance at 1 January 2022</b>	1,201,149,292	20,556,260	8,138,917	(34,239,323)	102,808,264	97,264,118
Net profit for the year	-	-	-	-	33,193,301	33,193,301
Other comprehensive income	-	-	(1,324,686)	2,308,422	-	983,736
Total comprehensive income	-	-	(1,324,686)	2,308,422	33,193,301	34,177,037
Transfer of gain on disposal of equity investments at FVTOCI to retained earnings	-	-	(1,256,307)	-	1,256,307	-
Transactions with owners - Dividends paid	-	-	-	-	(478,723)	(478,723)
<b>Balance at 31 December 2022</b>	1,201,149,292	20,556,260	5,557,924	(31,930,901)	136,779,149	130,962,432
Net loss for the year	-	-	-	-	(15,899,089)	(15,899,089)
Other comprehensive loss	-	-	328,841	(2,721,315)	-	(2,392,474)
Total comprehensive loss	-	-	328,841	(2,721,315)	(15,899,089)	(18,291,563)
Transfer of gain on disposal of equity investments at FVTOCI to retained earnings	-	-	(195,780)	-	195,780	-
Transactions with owners - Dividends paid	-	-	-	-	(544,235)	(544,235)
<b>Balance at 31 December 2023</b>	1,201,149,292	20,556,260	5,690,985	(34,652,216)	120,531,605	112,126,634

The accompanying notes on pages 5 – 30 form an integral part of these financial statements.

# Mayberry Jamaican Equities Limited

## Statement of Cash Flows

Year ended 31 December 2023

(expressed in United States dollars unless otherwise indicated)

	Note	2023 \$	2022 \$
<b>Cash Flows from Operating Activities</b>			
(Loss)/Profit before taxation		(15,899,089)	33,193,301
Adjustments for:			
Interest income on financial assets at amortised cost	18	(75,293)	(21,449)
Amortisation of intangible asset		-	10,188
Net trading gains		(92,014)	(140,114)
Net foreign exchange (gains)/ losses		(23,646)	17,454
Interest expense on financial liabilities at amortised cost	18	4,188,453	1,659,923
Net unrealised losses/ (gains) on investments in associates at FVTPL		14,534,479	(34,190,302)
Net unrealized gains on financial instruments – FVTPL		(91,781)	(54,944)
		<u>2,541,109</u>	<u>474,057</u>
Increase in investment securities		(10,312,433)	(5,744,595)
Increase in investments in associates		(4,404,100)	(170,787)
Decrease in other receivables		199,797	180,143
Increase/(decrease) in accounts payable		817,029	(544,836)
Increase in due to/from related parties		<u>30,460,369</u>	<u>8,090,818</u>
		<u>19,301,771</u>	<u>2,284,800</u>
Interest received		71,442	20,676
Interest paid		<u>(4,154,541)</u>	<u>(1,781,021)</u>
Net cash provided by operating activities		<u>15,218,672</u>	<u>524,455</u>
<b>Cash Flows from Financing Activities</b>			
Repayment of debt security		(14,303,970)	-
Dividend paid		<u>(544,235)</u>	<u>(478,723)</u>
Net cash used in financing activities		<u>(14,848,205)</u>	<u>(478,723)</u>
<b>Net Increase in Cash and Cash Equivalents</b>		<u>370,467</u>	<u>45,732</u>
Exchange (loss)/gain on foreign cash and cash equivalents		(1,140)	560
Cash and cash equivalents at beginning of the period		<u>2,085,672</u>	<u>2,039,380</u>
<b>Cash and Cash Equivalents at the End of the Year</b>	4	<u>2,454,999</u>	<u>2,085,672</u>

The accompanying notes on pages 5 – 30 form an integral part of these financial statements.



# Mayberry Jamaican Equities Limited

## Notes to the Financial Statements

31 December 2023

(expressed in United States dollars unless otherwise indicated)

### 1. Identification and Principal Activities

- (a) Mayberry Jamaican Equities Limited (the Company) is a public limited liability company which is listed on the Jamaica Stock Exchange ("JSE"). It is incorporated in St. Lucia under the *International Business Companies Act* and its registered office is located at Bourbon House, Bourbon Street, Castries, St. Lucia. On January 5, 2018, the Company changed its name from Mayberry West Indies Limited to Mayberry Jamaican Equities Limited under the *International Business Companies Act*, Cap 12:14.

Effective December 28, 2023, Mayberry Jamaican Equities Limited became a 50.42% owned subsidiary of Mayberry Group Limited (MGL), which is incorporated and domiciled in Saint Lucia.

The Company is an investment company whose objective is to achieve long term capital appreciation, while preserving capital, by investing in and trading public equity securities in Jamaica ("Jamaican equities").

- (b) Reorganisation of the Mayberry Group of Companies

At an extraordinary General Meeting held on July 26, 2023, the stockholders of Mayberry Investments Limited (MIL) approved the reorganisation of the Mayberry Group of Companies under a Scheme of Arrangement which was then approved by the Supreme Court of Jamaica in September 2023 in accordance with the *Jamaica Companies Act*. In December 2023, the new holding company, Mayberry Group Limited (MGL) was listed on the Jamaica Stock Exchange and at the same time Mayberry Investments Limited was delisted. The existing shareholders of MIL exchanged their shares for MGL shares of equal value. In December 2023, MIL also transferred ownership of all its subsidiaries directly to MGL.

Effective December 28, 2023, Mayberry Jamaican Equities (MJE) became a 50.4% owned subsidiary of Mayberry Group Limited (MGL), through the court approved Scheme of Arrangement. Previously, MJE was owned 50.42% (2022 – 50.42%) by Mayberry Investments Limited.

### 2. Material Accounting Policies

The principal accounting policies applied in the preparation of these financial statements are set out below. These policies have been consistently applied for all the years presented unless otherwise stated.

#### (a) Basis of preparation

These financial statements have been prepared in accordance with International Financial Reporting Standards (IFRS) as issued by the IASB (IFRS Accounting Standards). The financial statements have been prepared under the historical cost convention, as modified by the revaluation of investment securities at fair value through other comprehensive income ("FVTOCI"), investments in associates at fair value through profit or loss ("FVTPL") and financial assets at FVTPL. The company has determined that it is a similar entity to an investment entity as defined in IFRS 10 and it continues to meet this definition (see note 2 (b)).

The preparation of financial statements in conformity with IFRS Accounting Standards requires the use of certain critical accounting estimates. It also requires management to exercise its judgement in the process of applying the Company's accounting policies. Although these estimates are based on management's best knowledge of current events and actions, actual results could differ from those estimates. The areas involving a higher degree of judgement or complexity, or areas where assumptions and estimates are significant to the financial statements, are disclosed in note 3.

# Mayberry Jamaican Equities Limited

Notes to the Financial Statements

31 December 2023

(expressed in United States dollars unless otherwise indicated)

## 2. Material Accounting Policies (Continued)

### (a) Basis of preparation (continued)

#### **New, revised and amended standards and interpretations that became effective during the year**

Certain new standards, interpretations and amendments to existing standards have been published that became effective during the current financial year. The Company has assessed the relevance of all such new standards, interpretations and amendments.

**Narrow scope amendments to IAS 1, Practice statement 2 and IAS 8**, (effective for annual periods beginning on or after 1 January 2023). The amendments aim to improve accounting policy disclosures and to help users of the financial statements to distinguish between changes in accounting estimates and changes in accounting policies.

#### **New, revised and amended standards and interpretations not yet effective and not early adopted by the Company**

Certain new accounting standards, amendments to accounting standards and interpretations have been published that are not mandatory for 31 December 2023 reporting periods and have not been early adopted by the Company. The standards, amendments and interpretations relevant to the Company are discussed below. These standards, amendments or interpretations are not expected to have a material impact on the Company entity in the current or future reporting periods and on foreseeable future transactions.

**Amendment to IAS 1 – Non-current liabilities with covenants**, (effective for annual periods beginning on or after 1 January 2024). These amendments clarify how conditions with which an entity must comply within twelve months after the reporting period affect the classification of a liability. The amendments also aim to improve information an entity provides related to liabilities subject to these conditions.



# Mayberry Jamaican Equities Limited

## Notes to the Financial Statements

31 December 2023

(expressed in United States dollars unless otherwise indicated)

### 2. Material Accounting Policies (Continued)

#### (b) Investment in Associates

An entity that meets the IFRS 10 *Consolidated Financial Statements* definition of an investment entity is required to measure its investments at FVTPL in accordance with IFRS 9 *Financial Instruments*. This is because using fair value results in more relevant information than, for example, consolidation for subsidiaries or the use of the equity method for interests in associates or joint ventures. The Company has determined that its business model and operations are similar to that of an 'investment entity' as defined in IFRS 10.

An investment entity is an entity that obtains funds from one or more investors for the purpose of providing them with investment management services, commits to its investors that its business purpose is to invest funds solely for returns from capital appreciation, investment income, or both, and measures and evaluates the performance of substantially all of its investments on a fair value basis. The company has met and continues to meet the substantive definition of an investment entity and is therefore considered similar to this type of entity, as its strategic objective of investing in Jamaican equities and providing investment management services to investors for the purpose of generating returns in the form of long term capital appreciation, remains unchanged. The company has no subsidiaries but has investments in associates.

The Company may from time to time seek to liquidate its positions in any of its Jamaican equities. The circumstances under which the company may sell some or all of its investments include: (i) where the company believes that the Jamaican equities are fully valued or that the original investment thesis has played out; or (ii) where the company has identified other investment opportunities which it believes present more attractive risk-adjusted return opportunities and additional capital is needed to make such alternative investments.

For its Jamaican equities, the company's exit strategies may include selling the investments through private placements, hedge funds or in public markets. While most stocks are traded daily, some anchor holdings have a 10 – 15 year horizon for the full growth potential anticipated to be realised (See note 3(a)).

Associates are all entities over which the Company has significant influence but not control, generally accompanying a shareholding of between 20% and 50% of the voting rights. As the company is deemed to have a similar business model to an investment entity as defined by IFRS 10, the company has elected the exemption from applying the equity method in IAS 28 for its investments in associates and accounts for its investments in associates at FVTPL in accordance with IFRS 9.

The Company's associates are as follows:

Name of Entity	Accounting Year-end	Nature of Business	The Company's proportion of ordinary shares held (%)	
			2023	2022
Lasco Financial Services Ltd	March 31	Money Services	21	21
Caribbean Producers (Jamaica) Limited	June 30	Food trading	20	20
Iron Rock Insurance Limited	December 31	General insurance	20	19
Supreme Ventures Limited	December 31	Betting, gaming and lottery	19	18
Dolla Financial Services Limited	December 31	Microcredit	10	-

# Mayberry Jamaican Equities Limited

## Notes to the Financial Statements

31 December 2023

(expressed in United States dollars unless otherwise indicated)

### 2. Material Accounting Policies (Continued)

#### (b) Foreign currency translation

##### (i) Functional and presentation currency

Items included in the financial statements are measured using the currency of the primary economic environment in which the entity operates ('the functional currency'). The functional currency of the Company is Jamaican dollars based on its primary operating and regulatory environment.

The financial statements are presented in United States Dollars, the Company's presentation currency in accordance with its Articles of Association.

##### (ii) Transactions and balances

Foreign currency transactions are accounted for at the exchange rates prevailing at the dates of the transactions. At the date of the statement of financial position, monetary assets and liabilities denominated in foreign currencies are translated using the closing exchange rate.

Exchange differences resulting from the settlement of transactions at rates different from those at the dates of the transactions, and unrealized foreign exchange differences on unsettled foreign currency monetary assets and liabilities are recognised in the statement of profit or loss and other comprehensive income.

Translation differences on non-monetary financial assets and liabilities are a component of the change in their fair value. Translation differences on non-monetary financial assets and liabilities such as equities held at FVTPL, are recognised in the statement of profit or loss as part of the fair value gain or loss. Translation differences, on non-monetary financial assets such as equities classified as FVTOCI are recognised in other comprehensive income.

##### (iii) Translation from functional to presentation currency

Assets and liabilities for the balance sheet are translated into the presentation currency at the closing rate at the date of the balance sheet. Income and expenses are translated at exchange rates at the dates of the transactions. All resulting exchange differences are recognised in other comprehensive income.

#### (c) Intangible assets

Acquired computer software licenses and proprietary developed systems are capitalised on the basis of costs incurred to acquire and bring to use the specific software. These costs are amortised over the estimated useful life of the software, which ranges from 5 to 10 years.

##### Impairment

Intangible assets are reviewed for impairment whenever events or changes in circumstances indicate that the carrying amount may not be recoverable. An impairment loss is recognised for the amount by which the carrying amount of the asset exceeds its recoverable amount, which is the higher of an asset's fair value less costs to sell and value in use.



# Mayberry Jamaican Equities Limited

Notes to the Financial Statements

31 December 2023

(expressed in United States dollars unless otherwise indicated)

## 2. Material Accounting Policies (Continued)

### (d) Financial assets

#### i. Initial recognition and measurement

Financial assets are recognised when the Company becomes a party to the contractual provisions of the instrument. This includes regular way purchases of financial assets and liabilities that require delivery of assets within the time frame generally established by regulation or convention in the market place.

The classification of financial instruments at initial recognition depends on their contractual terms and the business model for managing the instruments. Financial instruments are initially measured at their fair value, plus or minus directly attributable transaction costs for all instruments except in the case of financial assets recorded at FVTPL. All other financial instruments including instruments designated at FVTPL are measured at fair value, and transaction costs are expensed in the statement of profit and loss and comprehensive income.

#### ii. Classification and subsequent measurement

The Company classifies all of its financial assets based on the business model for managing the assets and the assets contractual terms. The following measurement categories are used in accordance with the requirements of IFRS 9:

- those to be measured at fair value through other comprehensive income (FVTOCI)
- Fair value through profit or loss (FVTPL), and
- those to be measured at amortised cost.

#### iii. Business model assessment

IFRS 9 requires an assessment of the nature of the Company's business model at a level that best reflects how it manages portfolios of financial assets. The business model reflects how the company manages the assets in order to generate cash flow; this is, whether the company's objective is solely to collect the contractual cash flows from the assets or is to collect both the contractual cash flows and cash flows arising from the sale of assets. If neither of these is applicable (e.g., financial assets are held for trading purposes), then the financial assets are classified as "Other" business model and measured at FVTPL.

# Mayberry Jamaican Equities Limited

## Notes to the Financial Statements

31 December 2023

(expressed in United States dollars unless otherwise indicated)

## 2. Material Accounting Policies (Continued)

### (e) Financial assets (continued)

#### iii. Business model assessment (continued)

Factors considered by the company in determining the business model for a group of assets include:

1. How the asset's performance is evaluated and reported to key management personnel;
2. How risks are assessed and managed; and
3. How managers are compensated.

The company has determined that it has two business models:

**Hold-to-collect business model:** This comprises cash and cash equivalents and accounts receivable. These financial assets are held to collect contractual cash flows.

**Other business model:** This comprises equity investments. These financial assets are managed, and their performance is evaluated on a fair value basis.

#### iv. Equity Instruments

**Financial assets measured at FVTOCI**

Where the company has made an irrevocable election to classify equity investments at FVTOCI, they are carried at fair value with changes in fair value recognised in other comprehensive income and accumulated in the related fair value reserve. There is no subsequent reclassification of fair value gains/losses to profit or loss. Following the derecognition of the investment, these realised gains/losses are transferred to retained earnings.

**Financial assets measured at FVTPL**

This category comprises equity investments which are held for trading and are carried in the statement of financial position at fair value with changes in fair value recognised in profit or loss.

**Dividend income**

When representing a return on such equity investments, dividend income is recognised in profit or loss when the Company's right to receive payments is established.

#### v. Financial assets measured at amortised cost

Financial assets that are held to collect the contractual cash flows and that contain contractual terms that give rise on specified dates to cash flows that are solely payments of principal and interest (SPPI) are measured at amortised cost. Any gain or loss arising on derecognition is recognised directly in profit or loss together with foreign exchange gains or losses. They are initially recognised at fair value plus transaction costs that are directly attributable to their acquisition or issue and are subsequently carried at amortised cost using the effective interest rate method less provision for impairment.

The company's financial assets measured at amortised cost comprise cash and cash equivalents, and other receivables in the statement of financial position.

Cash and cash equivalents include cash in hand, bank balances and other short term highly liquid investments with original maturities of three months or less.



# Mayberry Jamaican Equities Limited

## Notes to the Financial Statements

31 December 2023

(expressed in United States dollars unless otherwise indicated)

### 2. Material Accounting Policies (Continued)

#### (e) Financial assets (continued)

##### vi. Impairment

Expected credit losses ("ECL") are established for all financial assets, except for financial assets classified or designated as FVTPL and equity securities designated as FVTOCI, which are not subject to impairment assessment. The impact of ECLs on other financial assets is considered immaterial as this comprises primarily cash and cash equivalents.

The Company assesses on a forward looking basis the ECL associated with its financial assets classified at amortised cost. The methodology used to determine the amount of the provision is based on whether there has been a significant increase in credit risk since initial recognition of the financial asset. For those where the credit risk has not been increased significantly since initial recognition of the financial asset, twelve month ECLs along with gross interest income are recognised. For those for which credit risk has increased significantly, lifetime ECLs along with interest income on a net basis are recognised. The company assumes that the credit risk on a financial asset has increased significantly if it is more than 30 days past due. The Company assumes that there is no significant increase in credit risk for instruments that have a low credit risk. This assumption is used primarily for cash and cash equivalents.

##### vii. Derecognition

Regular way sales of financial assets are recognised on trade date, being the date on which the Company commits to sell the asset. Financial assets are derecognised when the rights to receive cash flows from the financial assets have expired or have been transferred and the Company has transferred substantially all the risks and rewards of ownership.

#### (f) Financial liabilities

Financial liabilities are initially recognised at fair value, being their issue proceeds, net of transaction costs directly attributable to the issue of the instrument. Borrowings are subsequently carried at amortised cost using the effective interest rate method, which ensures that any interest expense recognised in the statement of profit or loss and other comprehensive income over the period to repayment is a constant rate on the balance of the liability carried in the statement of financial position.

The Company's financial liabilities comprise promissory note payable, accounts payable, debt security in issue and due to related companies.

The Company derecognises a financial liability when its contractual obligations are discharged, cancelled or expired.

#### (g) Offsetting financial instruments

Financial assets and liabilities are offset and the net amount reported in the statement of financial position when there is an unconditional and legally enforceable right to offset the recognised amounts and there is an intention to settle on a net basis, or realise the assets and settle the liabilities simultaneously.

#### (h) Borrowings

Borrowings are recognized initially at cost, being their issue proceeds, net of transaction costs incurred. Subsequently, borrowings are stated at amortised cost and any difference between net proceeds and the redemption value is recognized in the statement of profit or loss and other comprehensive income over the period of the borrowings using the effective yield method.

#### (i) Provisions

Provisions are recognised when the Company has a present legal or constructive obligation as a result of past events, it is probable that an outflow of resources will be required to settle the obligation, and a reliable estimate of the amount can be made.

# Mayberry Jamaican Equities Limited

## Notes to the Financial Statements

31 December 2023

(expressed in United States dollars unless otherwise indicated)

### 2. Material Accounting Policies (Continued)

#### (j) Revenue Recognition

Interest income is recognised in the statement of profit or loss and other comprehensive income for all interest-bearing instruments on the accrual basis using the effective yield method based on the actual purchase price. Interest income includes coupons earned on fixed investments and discount or premium on financial instruments.

#### (k) Income Taxes

Taxation expense in the statement of profit or loss and other comprehensive income comprises current and deferred tax charges.

Current tax charges are based on taxable profit for the year, which differs from the profit before tax reported because it excludes items that are taxable or deductible in other years, and items that are never taxable or deductible. The Company's liability for current tax is calculated at tax rates that have been enacted or substantively enacted at the statement of financial position date. It establishes provisions where appropriate on the basis of amounts expected to be paid to the tax authorities.

Deferred tax is the tax expected to be paid or recovered on differences between the carrying amounts of assets and liabilities and the corresponding tax bases. Deferred income tax is provided in full, using the liability method, on temporary differences arising between the tax bases of assets and liabilities and their carrying amounts in the financial statements. Currently enacted or substantively enacted tax rates are used in the determination of deferred income tax.

Deferred tax assets are recognised to the extent that it is probable that future taxable profit will be available against which the temporary differences can be utilised.

Current and deferred tax assets and liabilities are offset when they arise from the same taxable entity and relate to the same Tax Authority and when the legal right of offset exists. Deferred tax is charged or credited in the statement of profit or loss and other comprehensive income except where it relates to items charged or credited to equity, in which case deferred tax is also accounted for in equity. The principal temporary differences arise from depreciation of property, plant and equipment, revaluation of certain financial assets and tax losses carried forward.

#### (l) Share capital

Ordinary shares are classified as equity. Incremental costs directly attributable to the issue of new shares are shown in equity as a deduction from the proceeds, net of tax. Incremental costs directly attributable to the issue of new ordinary stock units are included in the cost of acquisition as part of the purchase consideration.

Preference share capital is classified as equity except where it is redeemable on a specific or determinable date or at the option of the shareholders and/or if dividend payments are not discretionary, in which case it is classified as a liability. Dividend payments on preference shares classified as a liability are recognized in the statement of profit or loss and other comprehensive income as interest expense.

#### (m) Segment reporting

The Board of directors considers the Company to have a single operating segment. The Board of Directors' asset allocation decisions are based on a single, integrated investment strategy and the Company's performance is evaluated on an overall basis which is as per the primary financial statements of the Company.

#### (n) Dividend distributions

Dividends are recognized as an appropriation in the Company's financial statements, in the period which the dividends are approved.

Dividends for the year that are declared after the reporting date are dealt with in the subsequent events note.



# Mayberry Jamaican Equities Limited

## Notes to the Financial Statements

31 December 2023

(expressed in United States dollars unless otherwise indicated)

### 3. Critical Accounting Judgements and Estimates

#### (a) Critical judgements in applying the Company's accounting policy

The preparation of the financial statements requires the use of accounting estimates which, by definition, will seldom equal the actual results. Management also needs to exercise judgement in applying the Company's accounting policies. The Company makes estimates and assumptions that affect the reported amounts of assets and liabilities within the next financial year. This note provides an overview of the areas that involve a higher degree of judgement or complexity, and major sources of estimation uncertainty that have a significant risk of resulting in a material adjustment within the next financial year. Estimates and judgements are continually evaluated and are based on historical experience and other factors, including expectations of future events that are believed to be reasonable under the circumstances. Detailed information about each of these estimates and judgements is included in the related notes together with information about the basis of calculation for each affected line item in the financial statements. In addition, this note also explains where there have been actual adjustments this year as a result of an error and changes to previous estimates:

#### i. Investment Entity Business Model

With the Company's listing in 2018, there was considerable deliberation and consideration given to the Company's business model and objectives which were also associated with the unavailability of licenses for certain types of collective investment schemes in Jamaica. Management is of the view that its business model is, and always has been, similar to that of an "investment entity" as defined in IFRS 10 having consideration to the following key matters amongst other facts:

1. The Company provides investment management services to multiple investors who have invested in the Company via the JSE to take advantage of the management of a portfolio of Jamaican equities on their behalf.
2. The Company's principal objective is solely to invest in Jamaican equities for returns from capital appreciation and investment income.
3. The company manages and evaluates performance on the Jamaican equities on a fair value basis. A Net Asset Value (NAV) is tracked daily and communicated to the Company's investors and potential investors via the JSE and the Company's website. Additionally, the Company's Investment Manager is compensated based on the fair value appreciation of the portfolio over time (note 9b (ii)).

The purpose and design of the company is therefore similar to that of an investment entity per IFRS 10.

#### ii. Investments in associated companies

IAS 28 prescribes the accounting requirements for entities that while not controlled or jointly controlled by the reporting entity, are subject to significant influence by it and are deemed associates. The standard indicates that a holding of 20% or more of the voting power of the investee is presumed to give rise to significant influence, unless it can be clearly demonstrated that this is in fact not the case. Conversely, a holding of less than 20% of the voting power is presumed not to give rise to significant influence, unless it can be clearly demonstrated that there is in fact significant influence. The Company has five investments which meet the criteria of having influence based on management's representation on the Board of directors which places it in a position to contribute to policy formation and participate in decisions about dividends and other distributions.

# Mayberry Jamaican Equities Limited

## Notes to the Financial Statements

31 December 2023

(expressed in United States dollars unless otherwise indicated)

### 3. Critical Accounting Judgements and Estimates (Continued)

#### (a) Critical judgements in applying the Company's accounting policy (continued)

##### ii. Investments in associated companies (continued)

The Company also has shareholdings of 20% in Blue Power Limited, however the Company has never sat on the Board of Directors, nor any key operational committees and Management is not of the view they exercise any significant influence over this entity's activities. This entity has therefore been accounted for as a financial investment.

The Company elected the IAS 28 exemption from applying the equity method of accounting to measure its investments in associates and instead measure them at FVTPL in accordance with IFRS 9. Management is of the view that fair value measurement provides more useful information for users of the financial statements. This election is consistent with the determination by Management that the Company is an entity of similar type to an investment entity defined in IFRS 10 as discussed above.

#### (b) Key sources of estimation uncertainty

##### Fair value of financial instruments

Substantially all the Company's financial assets and some liabilities included in the company's financial statements require measurement at, and/or disclosure of fair value. Management uses its judgment in selecting appropriate valuation techniques to determine fair value of investment securities.

Fair value is the price that would be received to sell an asset or paid to transfer a liability in an orderly transaction between market participants at the measurement date. Market price is used to determine the fair value of a financial instrument. For financial instruments where no market price is available, the fair values presented have been estimated using present value or other estimation and valuation techniques based on market conditions existing at the end of the reporting period.

The values derived from applying these techniques are significantly affected by the underlying assumptions used concerning both the amounts and timing of future cash flows and the discount rates. The following methods and assumptions have been used:



# Mayberry Jamaican Equities Limited

## Notes to the Financial Statements

31 December 2023

(expressed in United States dollars unless otherwise indicated)

### 3. Critical Accounting Judgements and Estimates (Continued)

#### (b) Key sources of estimation uncertainty (continued)

##### Fair value of financial instruments (continued)

- (i) Investment securities classified as FVTPL and FVTOCI are measured at fair value by reference to quoted market prices when available re last bid, ask and trade prices. If quoted market prices are not available, then fair values are estimated on the basis of pricing models or discounted cash flows or other recognized valuation techniques.

The fair values of liquid assets and other assets maturing within one year are assumed to approximate their carrying amount. The assumption is applied to liquid assets and short term elements of all financial assets and liabilities.

- (ii) The fair values of variable rate financial instruments are assumed to approximate their carrying amounts.

The company uses the following three level fair value hierarchy in accordance with IFRS in determining and disclosing the fair value of financial instruments by valuation technique:

Level 1	quoted prices in active markets for identical assets or liabilities
Level 2	other techniques for which all inputs which have a significant effect on the recorded fair value is observable, either directly or indirectly.
Level 3	techniques which use inputs which have a significant effect on the recorded fair value that are not based on observable market data.

Transfers of items between levels are recognised in the period they occur.

The company measures its investment securities at fair value using level 1 inputs.

##### Income Taxes

There are certain transactions and calculations for which the ultimate tax determination is uncertain during the ordinary course of business. The Company recognises liabilities for actual and anticipated tax audit issues based on estimates of whether additional taxes will be due. In determining these estimates, Management considers the merit of any tax audit issues raised, based on their interpretation of the taxation laws, and their knowledge of any precedents established by the taxation authorities. Where the final tax outcome of these matters is different from the amounts that were initially recorded, such differences could materially impact the current tax and deferred tax provisions in the period in which such determination is made. The Company also recognises deferred tax assets on tax losses carried forward where it anticipates making future taxable income to offset these losses.

The St. Lucian tax authorities enacted certain tax laws in 2012 and 2019 that contain certain grandfathering provisions. Some of those changes came into effect during 2021 for the Company, while others were effective in 2022. These are discussed in note 24.

# Mayberry Jamaican Equities Limited

## Notes to the Financial Statements

31 December 2023

(expressed in United States dollars unless otherwise indicated)

### 4. Cash and Deposits

	2023	2022
	\$	\$
Cash and cash equivalents	1,445,727	2,085,672
Restricted deposit account	-	284,478
	<u>1,445,727</u>	<u>2,370,150</u>

Included in deposits is interest receivable of \$2,824 (2022: \$846)

For the purposes of cash flow statement, cash and cash equivalents comprise the following:

	2023	2022
	\$	\$
Cash and deposits	1,445,727	2,085,672
Investment securities with 90-day maturity	1,009,272	-
	<u>2,454,999</u>	<u>2,085,672</u>

### 5. Reverse Repurchase Agreement

	2023	2022
	\$	\$
Gross reverse repurchase agreement	1,008,633	-
Interest receivable	639	-
	<u>1,009,272</u>	<u>-</u>

### 6. Reconciliation of Liabilities arising from Financing Activities

The table below details the movement in debt for each of the periods presented. Financing activities represent debt security issued and other loans.

	Debt security in issue		Promissory note payable	
	2023	2022	2023	2022
	\$	\$	\$	\$
At 1 January 2022	14,559,660	14,272,342	6,622,157	6,522,299
Interest payable	(8,681)	(19,873)	-	(25,418)
	<u>14,550,979</u>	<u>14,252,469</u>	<u>6,622,157</u>	<u>6,496,881</u>
Principal repayments	(14,303,970)	-	-	-
Interest payable	24,917	8,681	-	-
Amortisation of borrowing costs	17,443	23,372	-	-
Currency translation adjustments	(264,452)	275,138	(139,935)	125,276
At 31 December 2023	<u>24,917</u>	<u>14,559,660</u>	<u>6,482,222</u>	<u>6,622,157</u>



# Mayberry Jamaican Equities Limited

## Notes to the Financial Statements

31 December 2023

(expressed in United States dollars unless otherwise indicated)

### 7. Investment Securities

	2023	2022
	\$	\$
Equity securities at FVTOCI	29,942,077	31,424,608
Equity securities at FVTPL	19,452,355	8,137,813
Debt securities at FVTPL	53,188	-
	<u>49,447,620</u>	<u>39,562,421</u>

### 8. Investments in Associates

Details of each of the Company's material associates at FVTPL at the end of the reporting period are as follows:

	2023	2022
	\$	\$
Supreme Ventures Limited	85,610,995	96,478,979
Caribbean Producers Jamaica Limited	12,879,398	17,154,430
Lasco Financial Services Limited	3,328,891	5,009,774
Ironrock Insurance Company Limited	682,432	631,641
Dolla Financial Services Limited	4,225,257	-
	<u>106,726,973</u>	<u>119,274,824</u>

# Mayberry Jamaican Equities Limited

## Notes to the Financial Statements

31 December 2023

(expressed in United States dollars unless otherwise indicated)

### 9. Related Party Transactions and Balances

	2023 \$	2022 \$
<b>(a) Transactions with related parties</b>		
Interest expense (i)	3,048,629	594,426
Investment management fee and incentive fee (ii)	776,832	2,318,639
Dividend income	3,935,445	2,949,310
Administrative support and professional fees	294,896	386,847
Key management compensation	50,435	50,346
Directors' emoluments	34,491	36,333
	<u>45,535,019</u>	<u>13,885,613</u>
<b>(b) Year-end balances arising from transactions with related parties</b>		
Due to -		
Mayberry Investments Limited (i)	45,535,019	13,885,613
Mayberry Asset Managers Limited (included in note 10 (ii))	204,470	1,797,207
	<u>45,739,489</u>	<u>15,682,820</u>

This comprises a promissory note payable as discussed in note 12, and an outstanding inter-company balance of \$39,052,797 (2022 - \$7,263,456). The inter-company balance is secured and has no fixed repayment terms.

On February 15, 2017, the Company entered into an agreement with Mayberry Asset Managers Limited, a company incorporated in St. Lucia that is controlled by two of the Company's directors. The agreement provides for the following fees to be paid to Mayberry Asset Managers Limited as compensation for the services rendered, and expenses borne by it, calculated as follows:

1. A management fee calculated as 0.50% of the net asset value; and
2. An incentive fee calculated as 8.00% of the increase in the comprehensive income.

The management fee is accrued and charged quarterly in arrears. The amount charged for the year was \$776,832 (2022 - \$740,471) (note 19)

The incentive fee is accrued and charged on the last day of each calendar year with reference to the comprehensive income earned for the calendar year in question. No incentive fee is payable if the net book value per share falls below previous levels attained ("hurdle per share") until and unless those previous levels are regained and surpassed. The amount charged for the year was \$nil (2022 - \$1,578,168) (note 19).



# Mayberry Jamaican Equities Limited

## Notes to the Financial Statements

31 December 2023

(expressed in United States dollars unless otherwise indicated)

### 10. Accounts Payable

	2023	2022
	\$	\$
Audit fee payable	22,729	21,828
Investment management fee (note 9 (b))	204,470	197,673
Investment incentive fee	-	1,599,534
Dividend payable	28,362	24,426
Other payables	820,387	11,884
	<u>1,075,948</u>	<u>1,855,345</u>

### 11. Deferred Taxation

At December 31, 2023 the Company had unused tax losses of \$1,992,573 (2022 - \$1,992,573) available for offset against future profits. No deferred taxes have been calculated as with several laws that came into effect July 1, 2022 in St. Lucia, it is not considered probable that there will be taxable profits for the foreseeable future based on the Company's primary sources of revenue being external to St. Lucia (note 24).

### 12. Promissory Note Payable

On September 1, 2021, the Company entered into a loan facility with MIL, executed via a promissory note, amounting to \$7,953,480 (J\$1.2 billion). The note attracts interest at 12.25% (2022 – 6.8%) and matures in 2026, however the loan can be prepaid upon giving the requisite notice without premium or penalty and shall be made with the accrued interest on the amount prepaid. Interest payable included in the balance at year end amounted to \$ nil (2022 – \$ nil).

The note is secured by some of the Company's investments in associated companies included in note 14. The loan is subject to a material adverse change in financial condition clause.

# Mayberry Jamaican Equities Limited

## Notes to the Financial Statements

31 December 2023

(expressed in United States dollars unless otherwise indicated)

### 13. Debt Security in Issue

	2023	2022
	\$	\$
Corporate Bond Holders	-	14,550,979
Interest payable	24,917	8,681
	<u>24,917</u>	<u>14,559,660</u>

On September 24, 2018, the Company completed a secured corporate bond issue amounting to \$17,349,489 (J\$2.2 billion). The above amount is shown net of transaction costs which were being amortised over the life of the bond. The bond matured in 2023 and was at a fixed interest rate of 7.25% per annum paid quarterly. The bond was arranged by Sagicor Investments Jamaica Limited and registered with JCSD Trustee Services Limited.

The bond was secured by some of the Company's quoted equity investments, included in note 14, in various entities that are being traded on the JSE. The following financial covenants were required to be maintained unless waived by bondholders:

- Interest coverage ratio must be at least 1.5x;
- Total debt to equity ratio must not exceed 40%, and;
- Carrying value of the quoted equity investments must be at least 1.5x the carrying amount of the debt security in issue.

The company complied with these covenants.

### 14. Pledged Securities

The carrying amounts of assets pledged as security for current and non-current borrowings are:

	2023	2022
	\$	\$
Restricted deposit	-	284,478
Investment securities at FVTOCI	-	6,812,039
Investments in associates at FVTPL	12,967,221	116,350,329
	<u>12,967,221</u>	<u>123,446,846</u>



# Mayberry Jamaican Equities Limited

## Notes to the Financial Statements

31 December 2023

(expressed in United States dollars unless otherwise indicated)

### 15. Share Capital

	No. of Shares	2023 \$	No. of Shares	2022 \$
Authorised:				
1 special rights preference share of \$1,000 par value				
4,000,000 ordinary shares \$0.01 par value				
Issued and fully paid				
Preference share	1	1,000	1	1,000
Ordinary shares	1,201,149,291	20,555,260	1,201,149,291	20,555,260
	<u>1,201,149,292</u>	<u>20,556,260</u>	<u>1,201,149,292</u>	<u>20,556,260</u>

The rights of the Special Share are set out in section 10A of the amended Articles of Association of the Company and require the consent in writing of the holder of the Special Share to vary some provisions of the Articles.

### 16. Fair Value Reserve

This represents net unrealized gains on the revaluation of equity securities classified as FVTOCI.

### 17. Translation Reserve

This represents the foreign currency translation gains or losses arising from the conversion from functional currency (Jamaican dollar) to presentation currency (United States dollar).

### 18. Interest Income and Interest Expense

	2023 \$	2022 \$
Interest income on financial assets at amortised cost	<u>75,293</u>	<u>21,449</u>
Interest expense on financial liabilities at amortised cost:		
Inter-company finance charges (note 9 (a))	(3,048,629)	(594,426)
Debt security in issue	<u>(1,139,824)</u>	<u>(1,065,497)</u>
	<u>(4,188,453)</u>	<u>(1,659,923)</u>

# Mayberry Jamaican Equities Limited

## Notes to the Financial Statements

31 December 2023

(expressed in United States dollars unless otherwise indicated)

### 19. Expenses by Nature

	2023	2022
	\$	\$
Legal and professional fees	38,812	53,084
Investment management fee (note 9a)	776,832	740,471
Investment incentive fee (note 9a)	-	1,578,168
Professional and administrative support	294,896	386,847
Registrar and brokerage fees	51,279	110,746
Salaries	50,435	50,346
Marketing & public relations	70,511	47,354
Amortisation of intangible asset	-	10,188
Computer license fees	22,894	2,424
Directors' fees	34,491	36,333
Other	26,667	83,994
	<u>1,366,817</u>	<u>3,099,955</u>

### 20. Taxation

The taxation charge on net profit for the year consists of the following:

	2023	2022
	\$	\$
Current tax	-	-
Deferred tax (note 11)	-	-
	<u>-</u>	<u>-</u>

The tax on the Company's net profit before taxation differs from the theoretical amount that would arise using the applicable tax rates to profits as follows:

	2023	2022
	\$	\$
(Loss)/profit before taxation	<u>(15,899,089)</u>	<u>33,193,301</u>
Tax at 30%	(4,769,727)	9,957,990
Non-taxable income	4,769,727	(9,957,990)
Effect of changes in tax rates (see below)	<u>-</u>	<u>-</u>
	<u>-</u>	<u>-</u>

Effective July 1, 2022, there was a change in the tax rate as the Company became subject to the Income Tax Act (ITA) No. 7 of 2012. As of that date, the previous elective of being subject to taxation at the rate of 1% was repealed and the Company deemed fully resident for tax and other purposes in Saint Lucia. The Company is subject to taxation at a rate of 30%. The company has applied the provisions of the Foreign Source Income exemption under Section 8(3) of the ITA to its income derived from sources outside of Saint Lucia (note 24).



# Mayberry Jamaican Equities Limited

## Notes to the Financial Statements

31 December 2023

(expressed in United States dollars unless otherwise indicated)

### 21. Financial Ratios

#### (a) Earnings Per Share

Basic earnings per share is calculated by dividing the net profit/(loss) attributable to shareholders by the weighted average number of shares in issue during the year.

	2023	2022
Net (loss)/profit attributable to stockholders (\$)	(15,899,089)	33,193,301
Weighted average number of ordinary shares (units)	1,201,149,292	1,201,149,291
Basic earnings per stock unit (\$)	(0.013)	0.028
Fully diluted earnings per stock unit (\$)	(0.013)	0.028

The following metrics are non - GAAP financial measures which provide additional information on the value of each share. We believe this provides useful information to investors in interpreting the Company's financial results relative to their individual investments.

#### (b) Net book value per stock unit

Net book value is calculated by dividing the value of the total assets less its total liabilities by the number of ordinary stock share units in issue at the end of the year.

	2023	2022
Net book value end of year (\$)	112,126,634	130,962,432
Number of ordinary shares in issue (units)	1,201,149,291	1,201,149,291
Net book value per stock unit (\$)	0.0930	0.109

#### (c) Market value of ordinary stock

Market value of ordinary stock units is calculated by multiplying the closing bid price per share as quoted on the JSE converted into United States dollars by the number of ordinary stock share units in issue at the end of the year.

	2023	2022
Closing bid price per unit as at 31 December (\$)	0.0640	0.081
Number of ordinary shares in issue (units)	1,201,149,291	1,201,149,291
Market value of ordinary shares (\$)	76,873,555	97,293,093

### 22. Dividends

	2023	2022
	\$	\$
Dividends paid	544,235	478,723

On June 28, 2023, an ordinary dividend of \$0.0005 (J\$0.07) per share was approved by the Board of Directors for payment on July 31, 2023.

On June 16, 2022, an ordinary dividend of \$0.0004 (J\$0.06) per share was approved by the Board of Directors for payment on July 18, 2022.

# Mayberry Jamaican Equities Limited

## Notes to the Financial Statements

31 December 2023

(expressed in United States dollars unless otherwise indicated)

### 23. Financial Risk Management

The Company is exposed through its operations to the following financial risks:

- Credit risk
- Fair value or cash flow interest rate risk
- Foreign exchange risk
- Liquidity risk, and
- Equity price risk

In common with all other businesses, the Company is exposed to risks that arise from its use of financial instruments. This note describes the Company's objectives, policies and processes for managing those risks and the methods used to measure them. Further quantitative information in respect of these risks is presented throughout these financial statements.

In addition to the financial risks outlined above, the Company may be impacted by the lingering effects of geo-political events such as the war in Ukraine. These events have dampened the global growth forecasts for 2024 and are a risk to financial markets. The Company has reviewed the objectives, policies and processes for managing the risks and the methods used to measure them in order to improve the effectiveness of its risk management strategies.

#### (a) Financial instruments by category

	At amortised cost		FVTOCI		FVTPL	
	2023	2022	2023	2022	2023	2022
	\$	\$	\$	\$	\$	\$
<b>Financial Assets</b>						
Cash and bank balances	1,445,727	2,370,150	-	-	-	-
Reverse repurchase agreement	-	-	-	-	1,009,272	-
Investment securities	-	-	29,942,077	31,424,608	19,505,543	8,137,813
Investments in associates	-	-	-	-	106,726,973	119,274,824
Other receivables	132,926	55,655	-	-	-	-
<b>Total Financial Assets</b>	<b>1,578,653</b>	<b>2,425,805</b>	<b>29,942,077</b>	<b>31,424,608</b>	<b>127,241,788</b>	<b>127,412,637</b>
<b>Financial Liabilities</b>						
Due to parent company	39,052,797	7,263,456	-	-	-	-
Accounts payable	1,075,948	1,855,345	-	-	-	-
Debt security in issue	24,917	14,559,660	-	-	-	-
Promissory note payable	6,482,222	6,622,157	-	-	-	-
<b>Total Financial Liabilities</b>	<b>46,635,884</b>	<b>30,300,618</b>	<b>-</b>	<b>-</b>	<b>-</b>	<b>-</b>

# Mayberry Jamaican Equities Limited

## Notes to the Financial Statements

31 December 2023

(expressed in United States dollars unless otherwise indicated)

### 23. Financial Risk Management (Continued)

#### (b) Financial instruments not measured at fair value

Financial instruments not measured at fair value include cash and bank balances, other receivables, debt security in issue, promissory note payable, due to parent company, and accounts payable.

Due to their short-term nature, the carrying values of cash and bank balances, other receivables, due to parent company, and accounts payable approximate their fair value.

The fair value of debt security in issue is \$ nil (2022 - \$14,374,405) and the fair value of promissory note payable is \$6,481,477 (2022 - \$5,576,031). The fair values are based on cash flows discounted using a borrowing rate of nil (2022 - 9.25%) and 12.25% (2022 - 12.25%), respectively.

#### (c) Financial instruments measured at fair value

All of the Company's investment securities and investments in associates that are subsequently measured at fair value are Level 1 instruments. There were no transfers between levels during the period.

#### (d) Financial risk factors

The Board has overall responsibility for the determination of the Company's risk management objectives and policies and, whilst retaining ultimate responsibility for them, it has delegated the authority for designing and operating processes that ensure the effective implementation of the objectives and policies to the Company's finance function. The Board provides principles for overall risk management, as well as policies covering specific areas, such as foreign exchange risk, interest rate risk, credit risk, investments of excess liquidity and the impacts of global and geo-political events.

The overall objective of the Board is to set policies that seek to reduce risk as far as possible without unduly affecting the Company's competitiveness and flexibility. Further details regarding these policies are set out below:

##### Market risk

Market risk arises from the Company's use of interest-bearing, tradable and foreign currency financial instruments. It is the risk that the fair value or future cash flows of a financial instrument will fluctuate because of changes in interest rates (interest rate risk), foreign exchange rates (currency risk) or other market factors (other price risk).

##### Price risk

Price risk is the risk that the value of a financial instrument will fluctuate as a result of changes in market prices, whether those changes are caused by factors specific to the individual instrument or its issuer or factors affecting all instruments traded in the market.



# Mayberry Jamaican Equities Limited

## Notes to the Financial Statements

31 December 2023

(expressed in United States dollars unless otherwise indicated)

### 23. Financial Risk Management (Continued)

#### (e) Financial risk factors (continued)

##### Equity price risk

The Company is exposed to equity securities price risk, which arises from the securities held by the Company as part of its investment portfolio. The primary goal of the Company's investment strategy is to maximise investment returns. To manage its price risk arising from equity securities in the Company's investment portfolio, the Company uses equity diversification. The company's investments in associates which are not characterised as financial assets are measured at FVTPL and have therefore been included in this sensitivity analysis below as they account for a material proportion of equity securities held.

The table below summarises the sensitivity of the Company's net income and other comprehensive income to a reasonable possible change in equity price movements as at December 31. The analysis is based on the assumption of a 6% (2022 – 6%) increase or a 3% (2022 – 6%) decrease in equity prices, with all other variables remaining constant.

	Net Effect on Loss after Tax	Effect on Other Comprehensive Income	Net Effect on Profit after Tax	Effect on Other Comprehensive Income
	2023	2023	2022	2022
	\$	\$	\$	\$
6% (2022 – 6%) increase	7,570,760	1,796,525	7,644,758	1,885,476
3% (2022 – 6%) decrease	(3,785,380)	(898,262)	(7,644,758)	(1,885,476)

##### Currency risk

Currency risk is the risk that the value of a financial instrument will fluctuate because of changes in foreign exchange rates.

Currency risk arises from other receivables, accounts payable, due to/from related companies and cash and cash equivalents. The Company manages this risk by ensuring that the net exposure in foreign assets and liabilities are kept to an acceptable level by monitoring currency positions.

# Mayberry Jamaican Equities Limited

## Notes to the Financial Statements

31 December 2023

(expressed in United States dollars unless otherwise indicated)

### 23. Financial Risk Management (Continued)

#### (e) Financial risk factors (continued)

##### Currency risk (continued)

The Company is exposed to foreign currency risk in respect of the fluctuation of the United States dollars ("USD") against the Jamaican Dollar ("JMD") as follows:

	2023 \$	2022 \$
<b>Assets:</b>		
Cash and bank balances	1,108,872	2,032,051
Other receivable	68,278	55,655
Total assets	1,177,150	2,087,706
<b>Liabilities</b>		
Due to parent company	1,030,305	802,879
Accounts payable	-	1,202
Total liabilities	1,030,305	804,081
Net position	146,845	1,283,625

The following table indicates the sensitivity of profit or loss before tax to changes in foreign exchange rates. The change in currency rate below represents Management's assessment of the possible change in foreign exchange rates. The sensitivity analysis represents outstanding foreign currency denominated balances listed above and adjusts their translation at the year-end for 4% (2022 – 4%) depreciation and a 1% (2022 – 1%) appreciation of the USD against the JMD.

The changes below would have no impact on other components of equity.

	% Change in Currency Rate 2023	Effect on Loss before tax 31 December 2023	% Change in Currency Rate 2022	Effect on Profit before tax 31 December 2022
Currency:				
USD	-4	5,874	-4	51,345
USD	+1	(1,468)	+1	(12,836)

##### Cash flow and fair value interest rate risk

Interest rate risk is the risk that the value of a financial instrument will fluctuate due to changes in market interest rates.

Floating rate instruments expose the Company to cash flow interest rate risk, whereas fixed rate instruments expose the Company to fair value interest rate risk.

At the reporting date the Company had no material financial assets or liabilities that were subject to cash flow interest rate risk and therefore no interest rate mismatches from interest bearing assets and liabilities. There are two fixed rate debt instruments: promissory note payable and corporate debt which exposes the Company to fair value interest rate risk. The intention is to hold these instruments to maturity with prepayments where the terms facilitate.

# Mayberry Jamaican Equities Limited

## Notes to the Financial Statements

31 December 2023

(expressed in United States dollars unless otherwise indicated)

### 23. Financial Risk Management (Continued)

#### (e) Financial risk factors (continued)

##### Credit risk

Credit risk is the risk that one party to a financial instrument will fail to discharge an obligation and cause the other party to incur a financial loss. Credit risk arises from other receivables, and cash and bank balances.

The maximum exposure to credit risk is equal to the carrying amount of other receivables, and cash and bank balances in the statement of financial position.

Cash transactions are limited to high credit quality financial institutions. The Company has policies that limit the amount of credit exposure to any one financial institution. The ECL related to other receivables is considered immaterial.

##### Liquidity risk

Liquidity risk is the risk that the Company is unable to meet its payment obligations associated with its financial liabilities when they fall due. Prudent liquidity risk management implies maintaining sufficient cash and marketable securities, the availability of funding through an adequate amount of committed credit facilities and the ability to close out market positions.

##### Liquidity risk management process

The Company's liquidity risk management process, as carried out within the Company and monitored by the finance department includes:

- Monitoring future cash flows and liquidity on a daily basis.
- The maintenance of stable funding facilities to meet ongoing cash commitments even during periods of stress.
- Ongoing assessment of expected cash flows and the availability of high-grade collateral which could be used to secure funding if required.
- Maintaining a portfolio of highly marketable and diverse assets that can easily be liquidated as protection against any unforeseen interruption to cash flow.
- Optimising cash returns on investments.



# Mayberry Jamaican Equities Limited

Notes to the Financial Statements

31 December 2023

(expressed in United States dollars unless otherwise indicated)

## 23. Financial Risk Management (Continued)

### (e) Financial risk factors (continued)

Liquidity risk (continued)

The table below presents the undiscounted cash flows (both interest and principal cash flows) to settle financial liabilities, based on contractual repayment obligation.

	Within 1 Month	1 to 3 Months	3 to 12 Months	1 to 5 Years	Over 5 Years	Total
	\$	\$	\$	\$	\$	\$
<b>Financial Liabilities 2023</b>						
Accounts payable	1,053,219	22,729	-	-	-	1,075,948
Promissory note payable	-	199,469	602,791	7,837,581	-	8,639,841
Due to parent company	39,052,797	-	-	-	-	39,052,797
Total financial liabilities (contractual maturity dates)	40,106,016	222,198	602,791	7,837,581	-	48,768,586

	Within 1 Month	1 to 3 Months	3 to 12 Months	1 to 5 Years	Over 5 Years	Total
	\$	\$	\$	\$	\$	\$
<b>Financial Liabilities 2022</b>						
Accounts payable	36,310	1,819,035	-	-	-	1,855,345
Debt security in issue	-	260,441	15,043,327	-	-	15,303,768
Promissory note payable	-	111,035	339,272	7,808,993	-	8,259,300
Due to parent company	8,760	-	7,254,696	-	-	7,263,456
Total financial liabilities (contractual maturity dates)	45,070	2,190,511	22,637,295	7,808,993	-	32,681,869

# Mayberry Jamaican Equities Limited

Notes to the Financial Statements

31 December 2023

(expressed in United States dollars unless otherwise indicated)

## 24. Tax Laws in Effect

### End of Grandfathered Status

As of 1<sup>st</sup> July 2021, all Grandfathered International Business Corporations (IBC's) incorporated prior to 15<sup>th</sup> November 2018 became subject to the Income Tax Act (ITA) No. 7 of 2012. Amongst other matters, this requires additional filing requirements of affected companies and enables IBC's to do business in and with Saint Lucians and be deemed fully tax resident for tax and other purposes in Saint Lucia. The previous electives of being tax exempt or subject to taxation at the rate of 1% were repealed and, the Company is now subject to taxation at the rate of 30%.

As of July 1, 2021, the Company also became subject to the Economic Substance Act (as amended by Act 15 of 2020) (ESA) and previously grandfathered IBC's are required to commence Economic Substance Return ("ESR") filings by specified dates.

Section 13 of the Economic Substance (Amendment) Act No. 15 of 2020 prescribes that all relevant entities formed prior to 1<sup>st</sup> January 2019 are required to submit a first ESR filing twelve months after the end of the year of income.

### Economic Substance

In December 2019, Saint Lucia enacted the Economic Substance Act No.33 of 2019, in order to comply with international initiatives and demands. This is a precursor to the Economic Substance Return Form to be introduced for the purpose of proving that companies can demonstrate sufficient substance in its economic activities undertaken, which proof will be measured amongst other things, by looking at, extent of physical presence, place and conduct of meetings of the Directors, and the number of employees engaged commensurate with revenue generated by the Company.

The Company is a Pure Equity Holding Company which under S.11.(3) of the ESA, are subjected to a lesser amount of "substance". The Company awaits the competent authorities review of its first ESR filing, to determine if its Core income Generating Activities (CIGA) and operations meet the required standards. Once in compliance with the provisions of the ESA, the provisions of the Foreign Source Income exemption under Section 8(3) of the ITA applies to income derived from sources outside of Saint Lucia.

# NOTES

[illegible]



## This image shows a single sheet of white paper with horizontal blue ruling lines. The lines are evenly spaced and run across the width of the page. There are no margins, text, or other markings on the paper.

